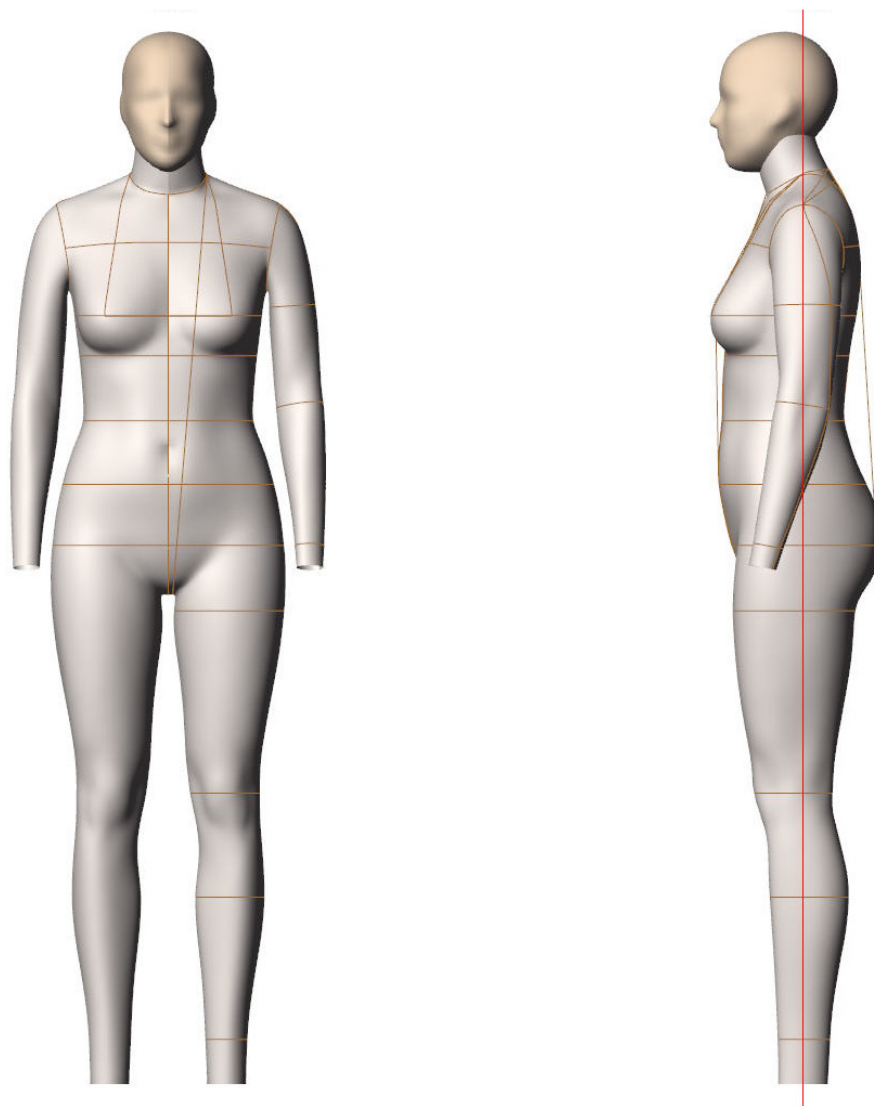


Alvanon Standard EU | WOMEN

Women (34 - 44)

alva **FORM**

[v4.0]



**For additional information
and pricing details, contact:**

United States

Alvanon, Inc.
212.868.4318
us.sales@alvanon.com

Hong Kong

Alvanon HK, Ltd.
852.2423.6786
hk.sales@alvanon.com

London

Alvanon UK, Ltd.
44 (0) 207.792.5977
uk.sales@alvanon.com

STYLE:

- Full Form
- Half Form
- Slack Form

MAKE:

- Fiberglass Form
- Tailor Form
- Soft Form

- = Fiberglass Make
- = Soft Make

AVAILABILITY:

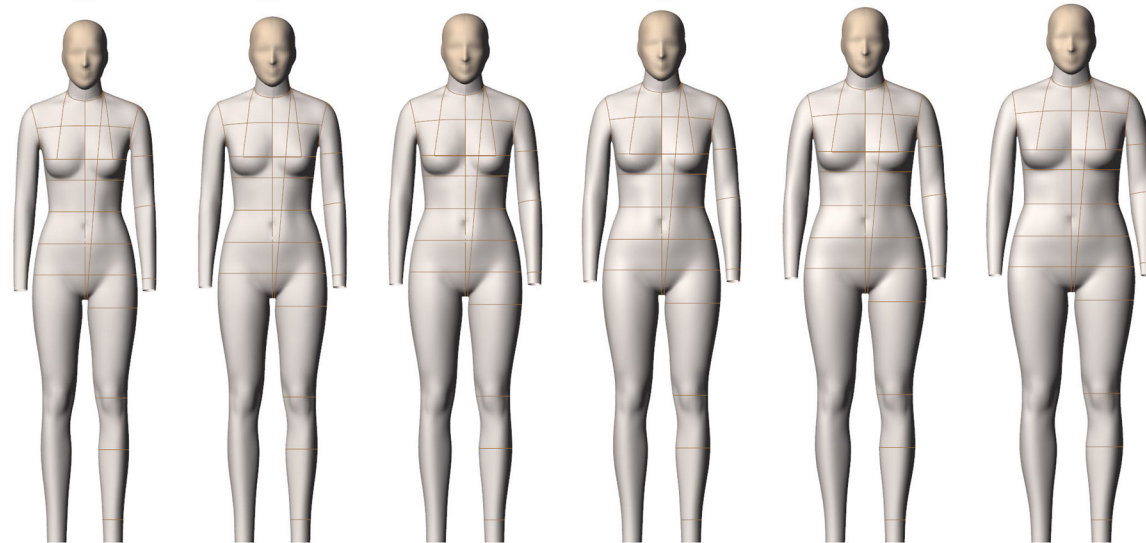
Alvanon Standard EU						
▶ WOMEN	EU	34	36	38	40	42 44

FEATURES:

STANDARD FEATURES	FULL	HALF	SLACK	*SPECIAL NOTES
Collapsible Shoulders	●	●		
Collapsible Right Hip	●		●	
Detachable Arms	● ●	● ●		
Detachable Shoulder Caps	● ●	● ●		
Soft Belly	● ●	●	● ●	
Detachable Left Leg	●		●	
2 Detachable Legs	●		●	
Measurement Lines	● ●	● ●	● ●	
Form Stand	● ●	● ●	● ●	
Detachable Twist Lock Pole	● ●		● ●	
ACCESSORIES (REQUIRES ADDITIONAL COST - REFER TO PRICE LIST)				
Detachable Head	● ●			
Standing Pegs	● ●			*Included with Personalization Package
Body Stocking	● ●	● ●	● ●	*Included with Soft Forms
Wearable Soft Belly	● ●	● ●	● ●	*Available in 7M / 9M Only
Head Stand	● ●			
Full Form Stand	● ●		● ●	

FRONT VIEW

WOMEN SIZES:



34

36

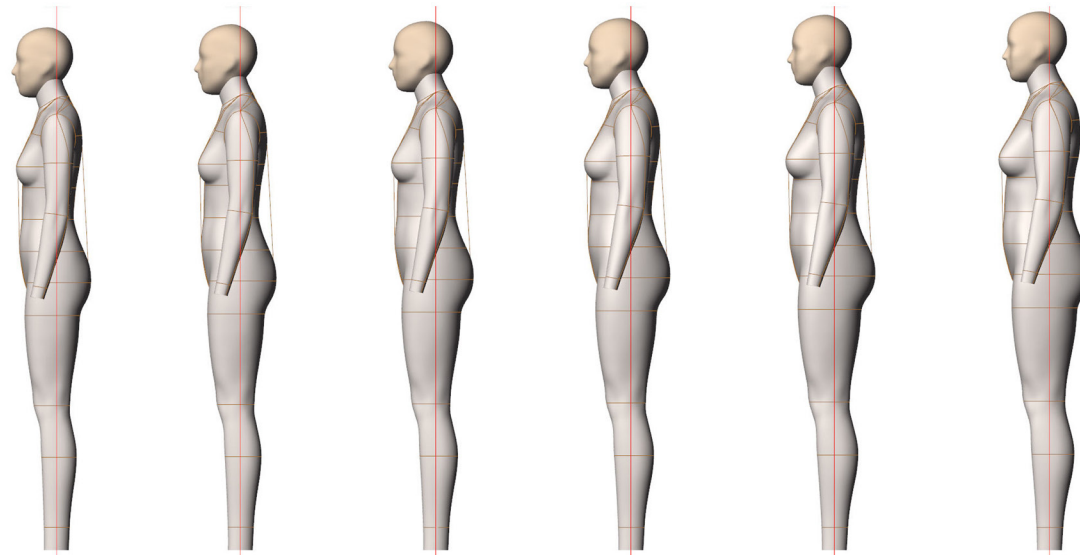
38

40

42

44

SIDE VIEW



Size Category	Women		Women		Women		Women		Women		Women	
Size Range	34		36		38		40		42		44	
Neck Base	13 5/8	34.5	13 7/8	35.25	14 1/8	36	14 1/2	36.75	14 3/4	37.5	15	38.25
Across Shoulder	14 3/4	37.5	15	38	15 1/8	38.5	15 1/2	39.25	15 3/4	40	16	40.75
Chest	n/a	n/a	n/a	n/a	n/a	n/a	n/a	n/a	n/a	n/a	n/a	n/a
Bust	32 3/8	82	33 7/8	86	35 3/8	90	37	94	38 5/8	98	40 1/8	102
HPS to Apex	10	25.5	10 3/8	26.25	10 5/8	27	10 7/8	27.75	11 1/4	28.5	11 1/2	29.25
Waist	25 1/4	64	26 3/4	68	28 3/8	72	29 7/8	76	31 1/2	80	33 1/8	84
CF Neck to Waist	14 1/8	35.75	14 3/8	36.25	14 1/2	36.75	14 3/4	37.25	14 7/8	37.75	15 1/8	38.25
CB Neck to Waist	15 3/4	40	16	40.5	16 1/8	41	16 3/8	41.5	16 1/2	42	16 3/4	42.5
High Hip	32 1/4	82	33 7/8	86	35 1/2	90	37	94	38 5/8	98	40 1/8	102
Low Hip	35 1/2	90	37	94	38 5/8	98	40 1/8	102	41 3/4	106	43 1/4	110
Inseam	30 3/8	77	30 1/2	77.5	30 3/4	78	30 7/8	78.5	31 1/8	79	31 1/4	79.5
Total Rise	26 7/8	68.25	27 1/4	69	27 1/2	69.75	27 3/4	70.5	28 1/8	71.5	28 1/2	72.5
Thigh	20 7/8	53	21 5/8	55	22 1/2	57	23 1/4	59	24	61	24 3/4	63
CB Neck to Wrist	30 1/8	76.5	30 1/2	77	30 1/2	77.5	30 3/4	78	31	78.5	31 1/8	79
Bicep	10 3/8	26.5	10 7/8	27.5	11 1/4	28.5	11 5/8	29.5	12	30.5	12 3/8	31.5
Total Height	65 3/8	166	65 3/4	167	66 1/8	168	66 1/2	169	66 7/8	170	67 3/8	171
Head	21 3/8	54.25	21 3/8	54.25	21 1/4	54.25	21 3/8	54.25	21 3/8	54.25	21 3/8	54.25