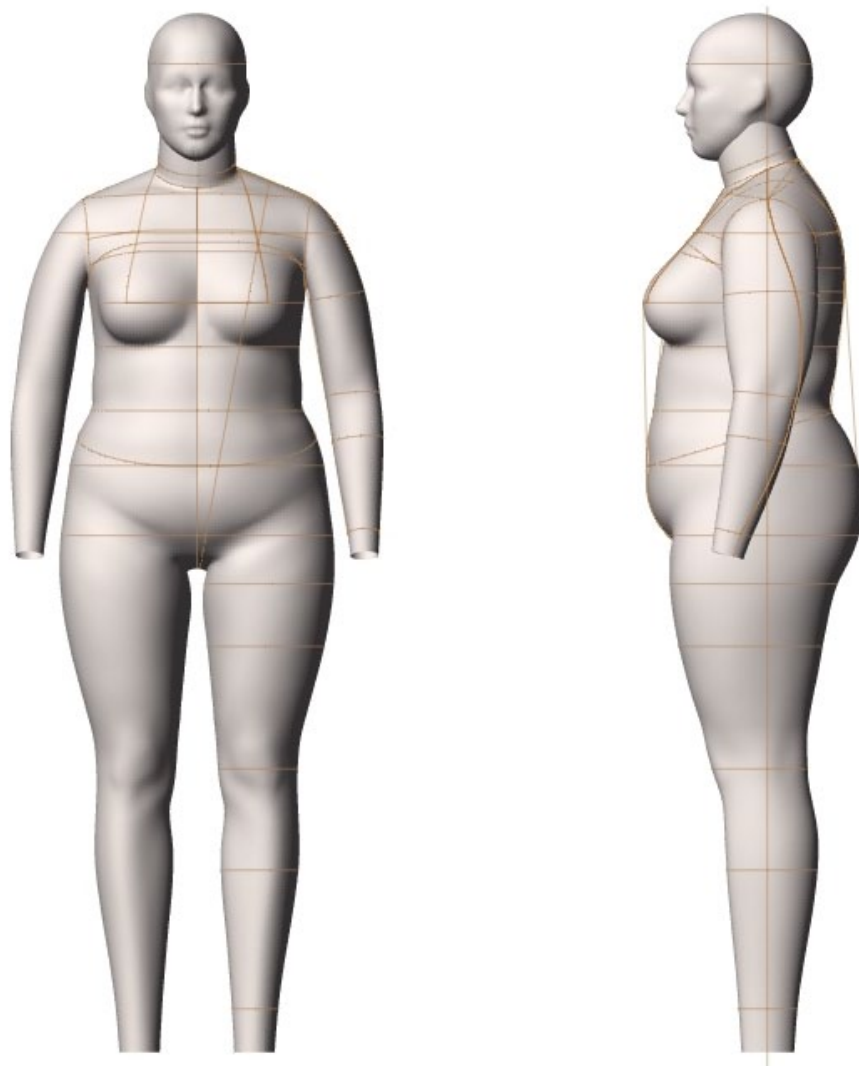


US ASTM | PLUS

Plus Straight / Curvy (16 - 24)

alvaFORM

[v1.0]



**For additional information
and pricing details, contact:**

United States

Alvanon, Inc.
212.868.4318
us.sales@alvanon.com

Hong Kong

Alvanon HK, Ltd.
852.2423.6786
hk.sales@alvanon.com

London

Alvanon UK, Ltd.
44 (0) 207.792.5977
uk.sales@alvanon.com

***In compliance with
ASTM Standard:
D6960 / D6960M – 16**

STYLE:

- Full Form
- Half Form
- Slack Form

MAKE:

- Fiberglass Form
- Tailor Form
- Soft Form

- = Fiberglass Make
- = Soft Make

AVAILABILITY:

US ASTM					
▶ PLUS – Straight / Curvy	US	16	18	20	22 24

FEATURES:

STANDARD FEATURES	FULL	HALF	SLACK	*SPECIAL NOTES
Collapsible Shoulders	•	•		
Collapsible Right Hip	•		•	
Detachable Arms	• •	• •		
Detachable Shoulder Caps	• •	• •		
Soft Belly	• •	•	• •	
Detachable Left Leg	•		•	
2 Detachable Legs	•		•	
Measurement Lines	• •	• •	• •	
Form Stand	• •	• •	• •	
Detachable Twist Lock Pole	• •		• •	
ACCESSORIES (REQUIRES ADDITIONAL COST - REFER TO PRICE LIST)				
Detachable Head	• •			
Standing Pegs	• •			*Included with Personalization Package
Body Stocking	• •	• •	• •	*Included with Soft Forms
Wearable Soft Belly	• •	• •	• •	*Available in 7M / 9M
Head Stand	• •			
Full Form Stand	• •		• •	

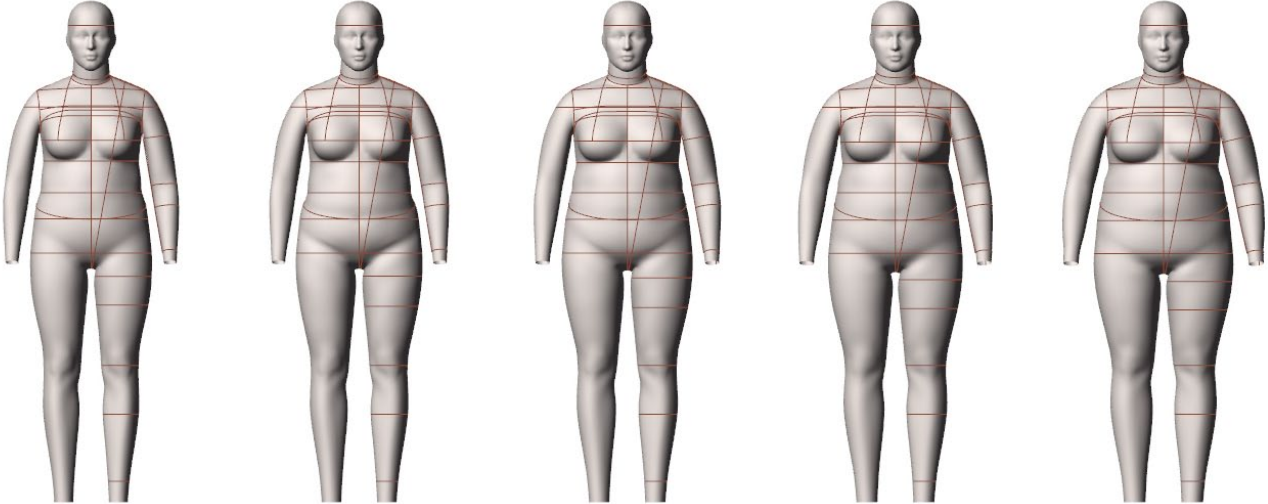
US ASTM | PLUS

SIZE RANGE LINE-UP

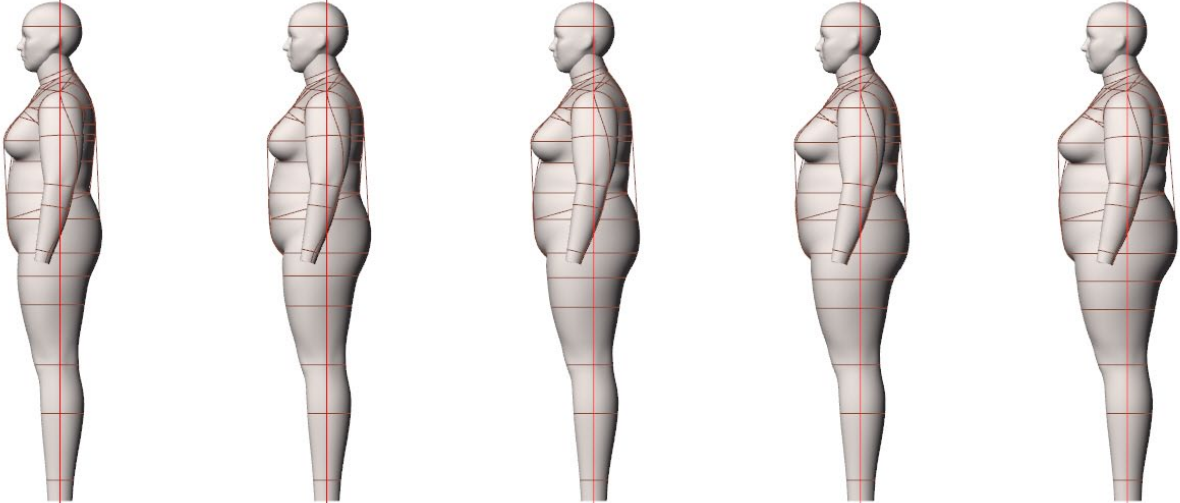
alva FORM

[v1.0]

PLUS STRAIGHT SIZES:



16 18 20 22 24



FRONT VIEW

SIDE VIEW

US ASTM | PLUS

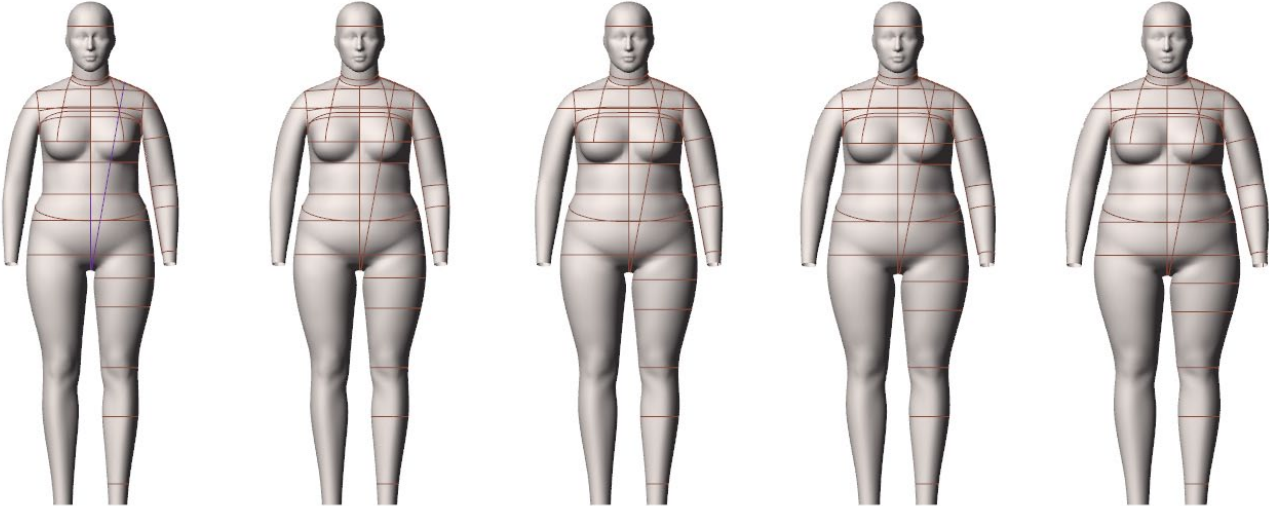
SIZE RANGE LINE-UP

alva FORM

[v1.0]

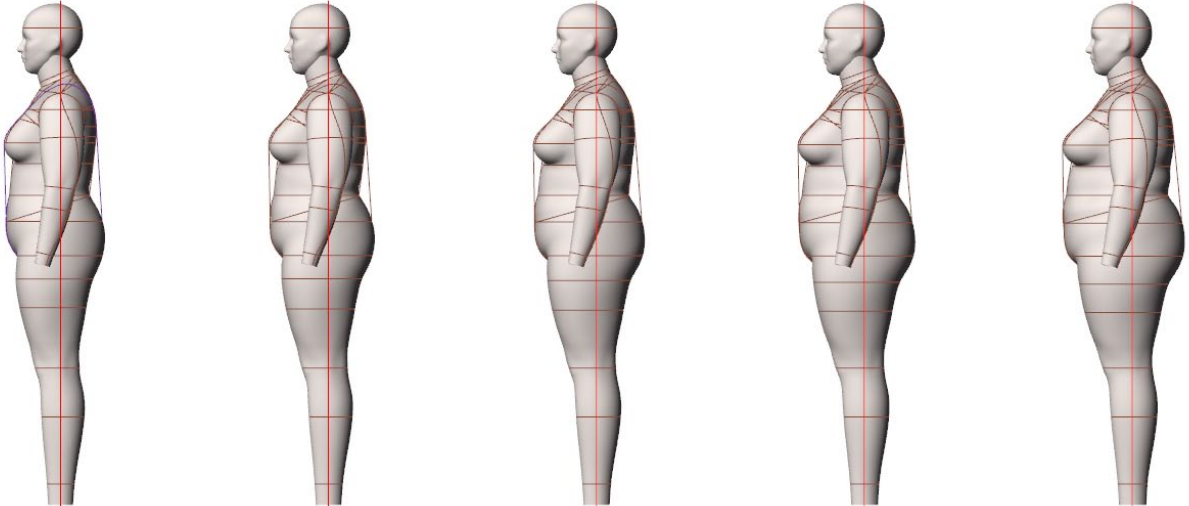
FRONT VIEW

PLUS CURVY SIZES:



16 18 20 22 24

SIDE VIEW



Size Category	Plus Straight		Plus Straight		Plus Straight		Plus Straight		Plus Straight	
Size Range	16		18		20		22		24	
Neck Base	15 3/4	40	16	40.75	16 1/4	41.5	16 5/8	42.25	17	43.25
Across Shoulder	15 3/4	40.25	16	40.75	16 1/8	41	16 3/8	41.75	16 5/8	42.25
Chest	n/a	n/a	n/a	n/a	n/a	n/a	n/a	n/a	n/a	n/a
Bust	43	109.25	45	114.25	47	119.5	49	124.5	51	129.5
HPS to Apex	11 3/8	28.75	11 3/4	29.75	12	30.5	12 3/8	31.5	12 3/4	32.5
Waist	39	99	41	104.25	43 1/4	109.75	45 1/2	115.5	47 3/4	121.25
CF Neck to Waist	14 7/8	38	15 1/8	38.25	15 1/4	38.5	15 3/8	39	15 1/2	39.25
CB Neck to Waist	16 1/2	42	16 5/8	42	16 5/8	42.25	16 3/4	42.5	16 3/4	42.5
High Hip	44	111.75	46	116.75	48 1/8	122.25	50 1/4	127.5	52 3/8	133
Low Hip	45	114.25	47	119.25	49	124.5	51	129.5	53	134.75
Inseam	30 1/2	77.5	30 1/2	77.5	30 1/4	76.75	30	76.25	29 3/4	75.75
Total Rise	27 3/8	69.5	28 1/4	71.75	29 1/4	74.5	30 1/4	77	31 3/8	79.75
Thigh	27	68.75	28 1/8	71.5	29 1/4	74.25	30 3/8	77.25	31 1/2	80
CB Neck to Wrist	31	78.5	31 1/8	79	31 3/8	79.75	31 5/8	80.5	31 7/8	81
Bicep	15 1/8	38.5	15 1/2	39.5	15 7/8	40.25	16 1/4	41.25	16 5/8	42.25
Total Height	65 1/2	166.25	65 1/2	166.25	65 1/2	166.25	65 1/2	166.25	65 1/2	166.25
Head	22 1/4	56.5	22 1/2	57.25	22 1/2	57.25	22 3/4	57.75	22 3/4	57.75

Size Category	Plus Curvy		Plus Curvy		Plus Curvy		Plus Curvy		Plus Curvy	
Size Range	16		18		20		22		24	
Neck Base	15 3/4	40	16	40.75	16 1/4	41.5	16 5/8	42.25	17	43.25
Across Shoulder	15 3/4	40.25	16	40.75	16 1/8	41	16 3/8	41.75	16 5/8	42.25
Chest	n/a	n/a	n/a	n/a	n/a	n/a	n/a	n/a	n/a	n/a
Bust	43	109.25	45	114.25	47	119.5	49	124.5	51	129.5
HPS to Apex	11 3/8	28.75	11 3/4	29.75	12	30.5	12 3/8	31.5	12 3/4	32.5
Waist	37 1/2	95.25	39 1/2	100.5	41 3/4	106.25	44	112	46 1/4	117.5
CF Neck to Waist	14 7/8	37.75	15	38.25	15 1/8	38.5	15 1/4	38.75	15 1/2	39.25
CB Neck to Waist	16 1/2	42	16 5/8	42.25	16 5/8	42.25	16 3/4	42.5	16 3/4	42.5
High Hip	45 1/2	115.5	47 1/2	120.5	49 1/2	125.75	51 5/8	131.25	53 3/4	136.5
Low Hip	47	119.5	49	124.5	51	129.5	53	134.75	55	139.75
Inseam	30 1/2	77.5	30 1/2	77.5	30 1/4	76.75	30	76.25	29 3/4	75.75
Total Rise	28	71	28 3/4	73.25	29 7/8	76	31	78.75	32 1/8	81.75
Thigh	28 1/2	72.25	29 5/8	75.25	30 3/4	78	31 7/8	81	33	83.75
CB Neck to Wrist	31	78.5	31 1/8	79	31 3/8	79.75	31 5/8	80.5	31 7/8	81
Bicep	15 1/8	38.5	15 1/2	39.5	15 7/8	40.25	16 1/4	41.25	16 5/8	42.25
Total Height	65 1/2	166.25	65 1/2	166.25	65 1/2	166.25	65 1/2	166.25	65 1/2	166.25
Head	22 1/4	56.5	22 1/2	57.25	22 1/2	57.25	22 3/4	57.75	22 3/4	57.75