

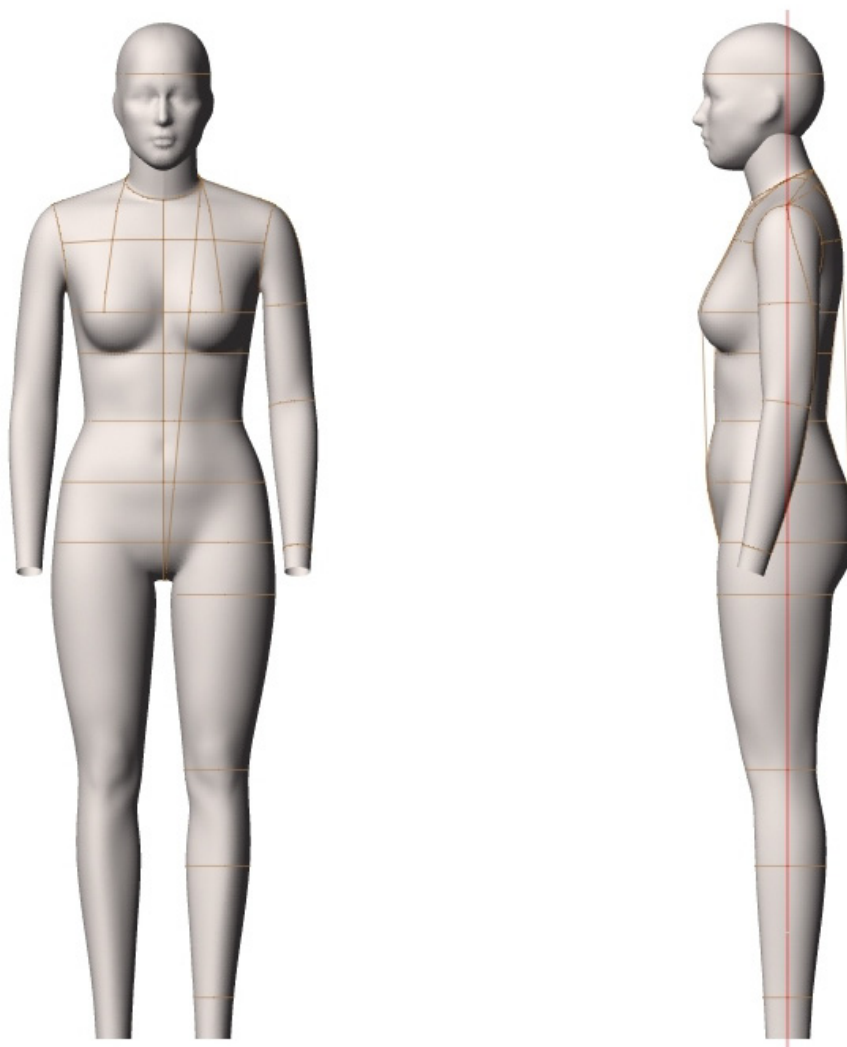
Alvanon Standard Mexico | WOMEN

Women (24 - 34)

Plus (36)

alva **FORM**

[v4.0]



**For additional information
and pricing details, contact:**

United States

Alvanon, Inc.
212.868.4318
us.sales@alvanon.com

Hong Kong

Alvanon HK, Ltd.
852.2423.6786
hk.sales@alvanon.com

London

Alvanon UK, Ltd.
44 (0) 207.792.5977
uk.sales@alvanon.com

STYLE:

- Full Form
- Half Form
- Slack Form

MAKE:

- Fiberglass Form
- Tailor Form
- Soft Form

- = Fiberglass Make
- = Soft Make

AVAILABILITY:

Alvanon Standard Mexico						
▶ WOMEN	MX	24	26	28	30	32 34
▶ PLUS	MX	36				

FEATURES:

STANDARD FEATURES	FULL	HALF	SLACK	*SPECIAL NOTES
Collapsible Shoulders	●	●		
Collapsible Right Hip	●		●	
Detachable Arms	● ●	● ●		
Detachable Shoulder Caps	● ●	● ●		
Soft Belly	● ●	●	● ●	
Detachable Left Leg	●		●	
2 Detachable Legs	●		●	
Measurement Lines	● ●	● ●	● ●	
Form Stand	● ●	● ●	● ●	
Detachable Twist Lock Pole	● ●		● ●	
ACCESSORIES (REQUIRES ADDITIONAL COST - REFER TO PRICE LIST)				
Detachable Head	● ●			
Standing Pegs	● ●			*Included with Personalization Package
Body Stocking	● ●	● ●	● ●	*Included with Soft Forms
Wearable Soft Belly	● ●	● ●	● ●	*Available in 7M / 9M Only
Head Stand	● ●			
Full Form Stand	● ●		● ●	

FRONT VIEW

WOMEN SIZES:



24



26



28



30

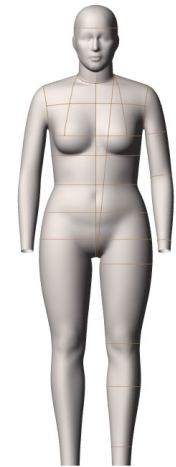


32



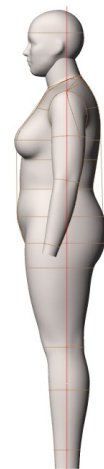
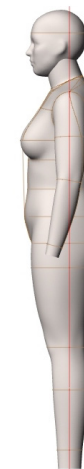
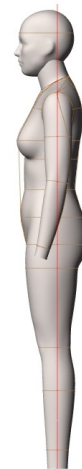
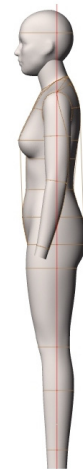
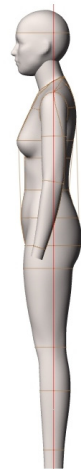
34

PLUS SIZES:



36

SIDE VIEW



Size Category	Women		Women		Women		Women		Women		Women		Plus	
Size Range	24		26		28		30		32		34		36	
Neck Base	14	34.75	14	35.75	14 1/2	36.75	15	37.75	15 1/2	38.75	15 1/2	39.75	16	40.75
Across Shoulder	14 3/4	37.25	15	38	15 1/4	38.75	15 1/2	39.5	16	40	16 1/4	41	16 1/2	41.75
Bust	32 1/2	82	34	86	35 1/2	90	37	94	38 1/2	98	41	104	43 1/2	110
HPS to Apex	10	25.25	10 1/8	25.75	10 3/8	26.25	10 5/8	27	10 7/8	27.75	11 1/4	28.5	11 1/2	29.25
Waist	24 3/8	62	26	66	27 5/8	70	29 1/8	74	30 3/4	78	33 1/8	84	35 7/8	91
CF Neck to Waist	14 1/2	36.25	14 1/2	36.5	14 1/2	36.75	14 1/2	37	15	37.5	15	38	15 1/2	38.75
CB Neck to Waist	16 1/4	41	16 1/4	41.25	16 1/4	41.5	16 1/2	41.75	16 1/2	42	16 3/4	42.5	17	43
High Hip	32 1/4	82	33 7/8	86	35 3/8	90	37	94	38 5/8	98	41	104	43 1/2	110.5
Low Hip	35	89	36 3/4	93	38 1/4	97	39 3/4	101	41 1/2	105	43 3/4	111	46 1/4	117
Inseam	29	73.5	29 1/8	74	29 1/8	74	29 3/8	74.5	29 3/8	74.5	29 1/2	75	29 1/2	75
Total Rise	24 3/4	63	25 1/4	64	25 5/8	65	26 1/8	66.25	26 5/8	67.5	27 3/8	69.5	28 1/8	71.5
Thigh	20 3/4	52.75	21 1/2	54.5	22 1/8	56.25	23	58.25	23 3/4	60.5	25 1/4	64.25	26 7/8	68.25
CB Neck to Wrist	30 3/8	77	30 5/8	77.75	30 7/8	78.5	31 1/8	79	31 3/8	79	31 1/2	80	31 3/4	80.75
Bicep	10	25.5	10 3/8	26.5	10 7/8	27.5	11 1/4	28.5	11 5/8	29.75	12 1/4	31	12 3/4	32.5
Total Height	64 1/8	163	64 5/8	164	64 5/8	164	65	165	65	165	65 3/8	166	65 3/8	166
Head	21 1/2	54.25	21 1/2	54.75	21 3/4	55.25	22	55.75	22 1/4	56	22 1/2	56.75	22 1/2	57.25