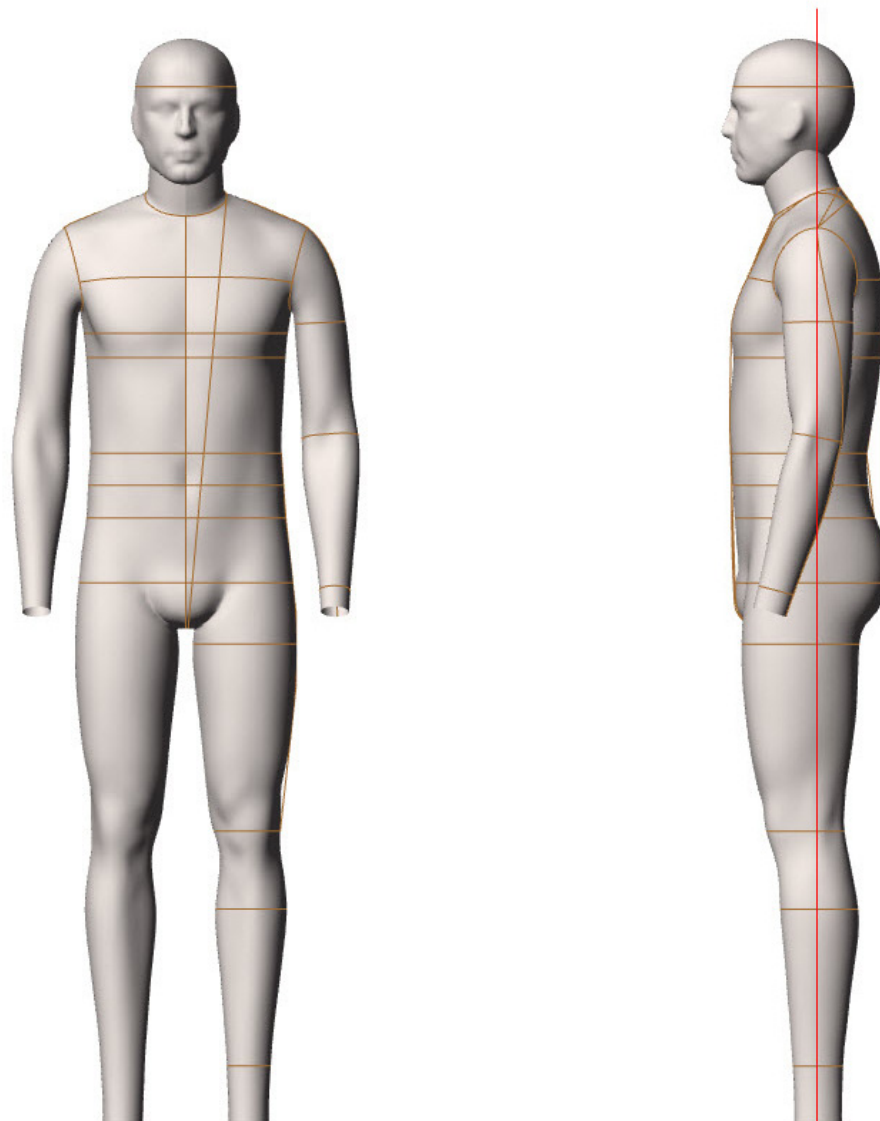


# Alvanon Standard UK | MEN

Men ( 36 - 46 )

alva **FORM**

[ v4.0 ]



**For additional information  
and pricing details, contact:**

**United States**

Alvanon, Inc.  
212.868.4318  
us.sales@alvanon.com

**Hong Kong**

Alvanon HK, Ltd.  
852.2423.6786  
hk.sales@alvanon.com

**London**

Alvanon UK, Ltd.  
44 (0) 207.792.5977  
uk.sales@alvanon.com

## STYLE:

- Full Form
- Half Form
- Slack Form

## MAKE:

- Fiberglass Form
- Tailor Form
- Soft Form

- = Fiberglass Make
- = Soft Make

## AVAILABILITY:

Alvanon Standard UK							
▶ MEN	UK	36	38	40	42	44	46

## FEATURES:

STANDARD FEATURES	FULL	HALF	SLACK	*SPECIAL NOTES
Collapsible Shoulders	●	●		
Collapsible Right Hip	●		●	
Detachable Arms	● ●	● ●		
Detachable Shoulder Caps	● ●	● ●		
Soft Belly	● ●	●	● ●	
Detachable Left Leg	●		●	
2 Detachable Legs	●		●	
Measurement Lines	● ●	● ●	● ●	
Form Stand	● ●	● ●	● ●	
Detachable Twist Lock Pole	● ●		● ●	
ACCESSORIES (REQUIRES ADDITIONAL COST - REFER TO PRICE LIST)				
Detachable Head	● ●			
Standing Pegs	● ●			*Included with Personalization Package
Body Stocking	● ●	● ●	● ●	*Included with Soft Forms
Head Stand	● ●			
Full Form Stand	● ●		● ●	

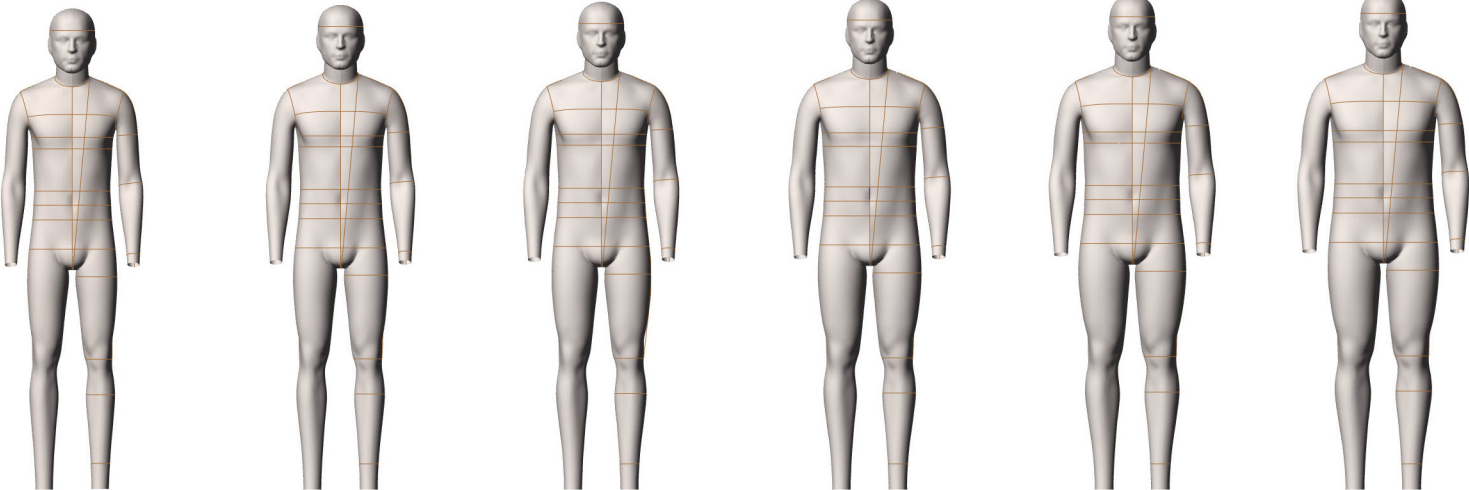
# Alvanon Standard UK | MEN

SIZE RANGE LINE-UP

# alvaFORM

[ v4.0 ]

MEN SIZES:



36

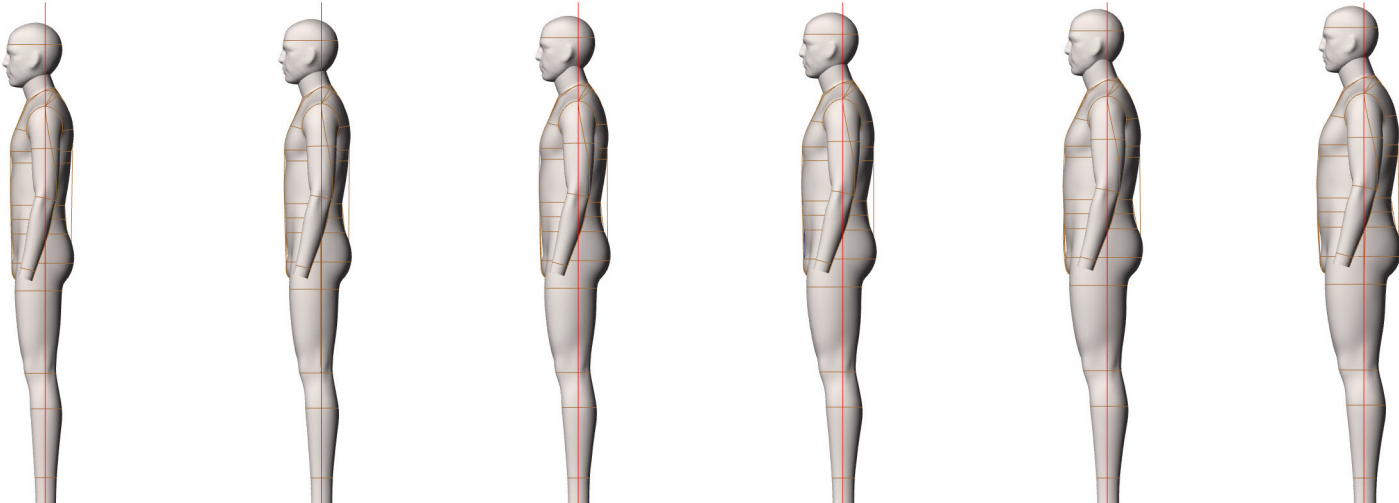
38

40

42

44

46



FRONT VIEW

SIDE VIEW

Size Category	Men		Men		Men		Men		Men		Men	
Size Range	36		38		40		42		44		46	
Neck Base	15 3/8	39	15 5/8	39.75	16	40.5	16 1/4	41.25	16 1/2	42	16 7/8	42.75
Across Shoulder	16 1/2	42	16 7/8	43	17 3/8	44	17 3/4	45	18 1/8	46	18 1/2	47
Chest	35 7/8	91	37 3/4	96	39 3/4	101	41 3/4	106	43 5/8	111	45 5/8	116
Bust	n/a	n/a	n/a	n/a	n/a	n/a	n/a	n/a	n/a	n/a	n/a	n/a
HPS to Apex	n/a	n/a	n/a	n/a	n/a	n/a	n/a	n/a	n/a	n/a	n/a	n/a
Waist	30 3/4	78	32 5/8	83	34 5/8	88	36 5/8	93	38 5/8	98	40 1/2	103
CF Neck to Waist	15 1/2	39.5	15 3/4	40	16	40.5	16 1/8	41	16 3/8	41.5	16 5/8	42
CB Neck to Waist	17 1/2	44.5	17 3/4	45	17 7/8	45.5	18 1/8	46	18 1/4	46.5	18 1/2	47
High Hip	32 1/4	82	34 1/4	87	36 1/4	92	38 1/4	97	40 1/4	102	42 1/8	107
Low Hip	35 3/8	90	37 3/8	95	39 3/8	100	41 3/8	105	43 3/8	110	45 1/4	115
Inseam	31 7/8	81	32 1/8	81.5	32 1/4	82	32 1/2	82.5	32 5/8	83	32 7/8	83.5
Total Rise	28 3/8	72	29	73.5	29 1/2	75	30 1/4	76.75	30 7/8	78.5	31 3/4	80.75
Thigh	20 1/2	52	21 5/8	55	22 7/8	58	24	61	25 1/4	64	26 3/8	67
CB Neck to Wrist	33 3/8	84.5	33 5/8	85.25	33 7/8	86	34 1/8	86.75	34 1/2	87.5	34 3/4	88.25
Bicep	11 5/8	29.5	12 1/8	30.75	12 5/8	32	13 1/8	33.25	13 5/8	34.5	14	35.75
Total Height	69 7/8	177.5	70 3/8	178.75	70 7/8	180	71 3/8	181.25	71 7/8	182.5	72 1/4	183.75
Head	23	58.5	23	58.5	23	58.5	23	58.5	23	58.5	23	58.5