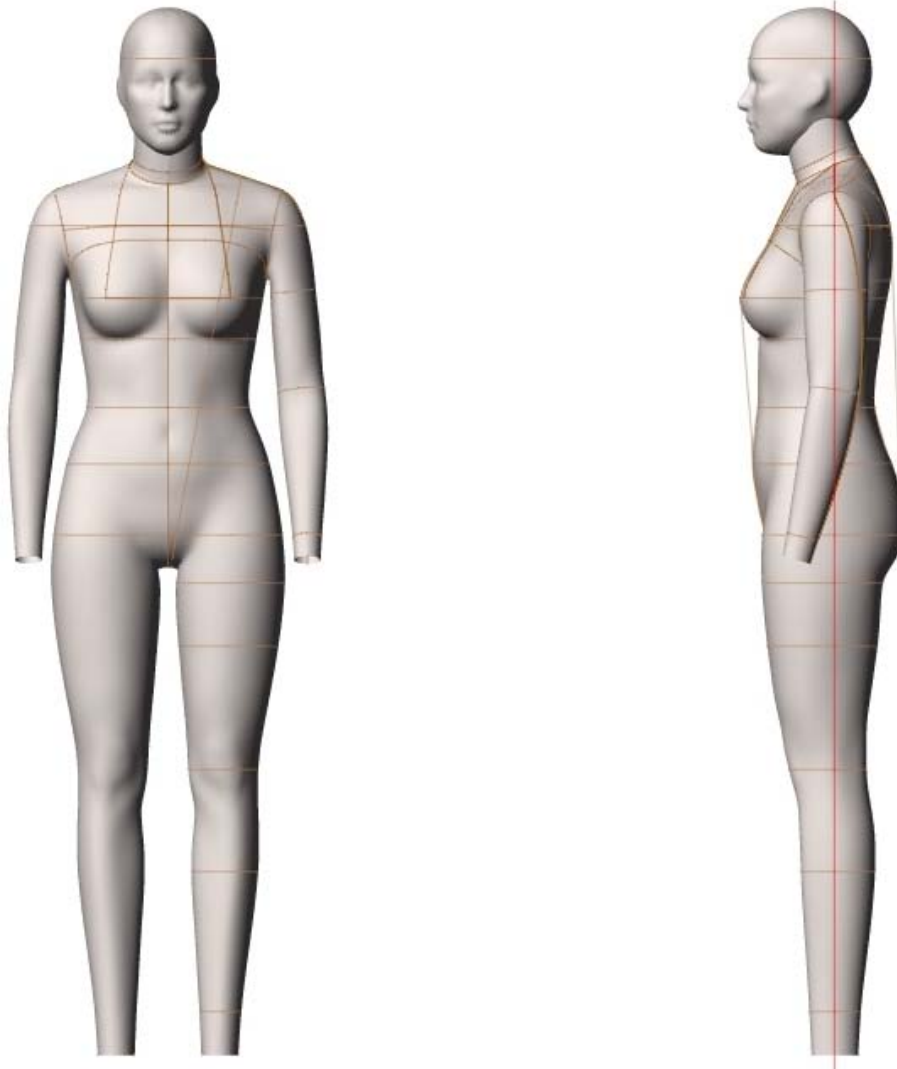


# US ASTM | MISSY

Missy Straight / Curvy (2 - 14)

alva **FORM**

[ v4.1 ]



**For additional information  
and pricing details, contact:**

---

**United States**  
Alvanon, Inc.  
212.868.4318  
us.sales@alvanon.com

**Hong Kong**  
Alvanon HK, Ltd.  
852.2423.6786  
hk.sales@alvanon.com

**London**  
Alvanon UK, Ltd.  
44 (0) 207.792.5977  
uk.sales@alvanon.com

**\*In compliance with  
ASTM Standard:  
D5585-11e1**

## STYLE:

- Full Form
- Half Form
- Slack Form

## MAKE:

- Fiberglass Form
- Tailor Form
- Soft Form

- = Fiberglass Make
- = Soft Make

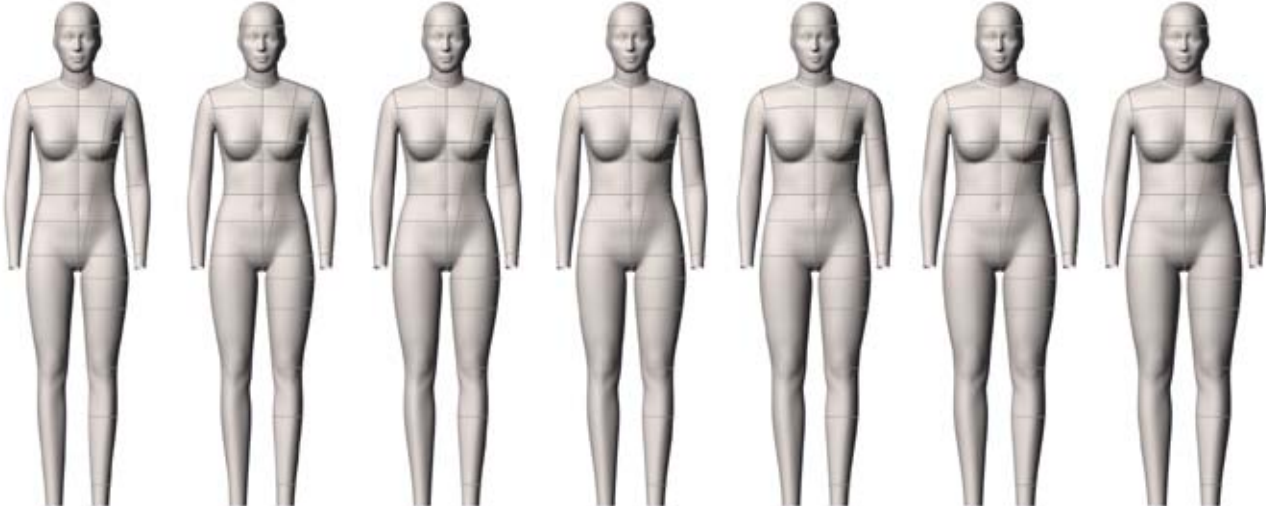
## AVAILABILITY:

US ASTM	
▶ MISSY – Straight / Curvy	US   2 4 6 8 10 12 14

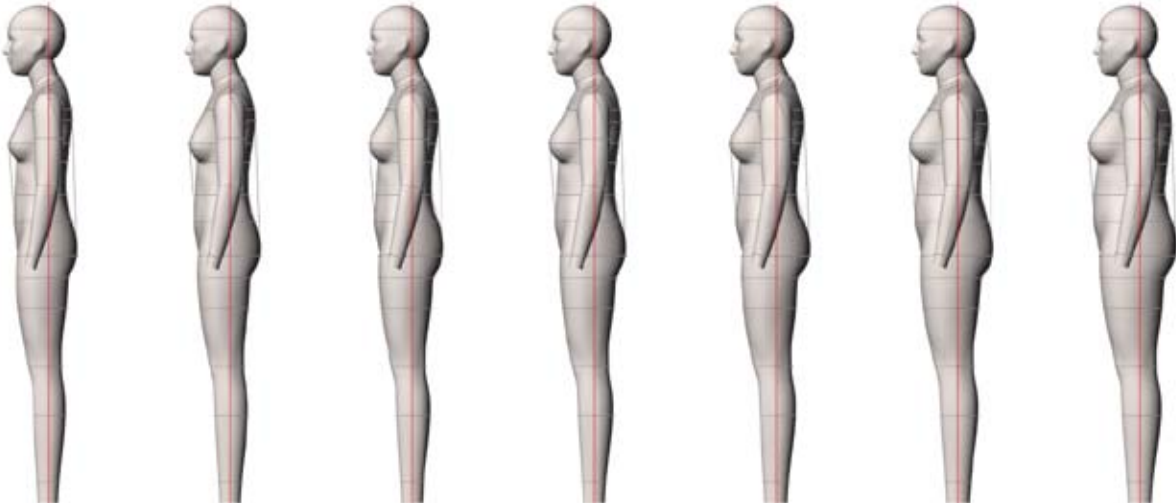
## FEATURES:

STANDARD FEATURES	FULL	HALF	SLACK	*SPECIAL NOTES
Collapsible Shoulders	•	•		
Collapsible Right Hip	•		•	
Detachable Arms	• •	• •		
Detachable Shoulder Caps	• •	• •		
Soft Belly	• •	•	• •	
Detachable Left Leg	•		•	
2 Detachable Legs	•		•	
Measurement Lines	• •	• •	• •	
Form Stand	• •	• •	• •	
Detachable Twist Lock Pole	• •		• •	
ACCESSORIES (REQUIRES ADDITIONAL COST - REFER TO PRICE LIST)				
Detachable Head	• •			
Standing Pegs	• •			*Included with Personalization Package
Body Stocking	• •	• •	• •	*Included with Soft Forms
Wearable Soft Belly	• •	• •	• •	*Available in 7M / 9M
Head Stand	• •			
Full Form Stand	• •		• •	

MISSY STRAIGHT SIZES:



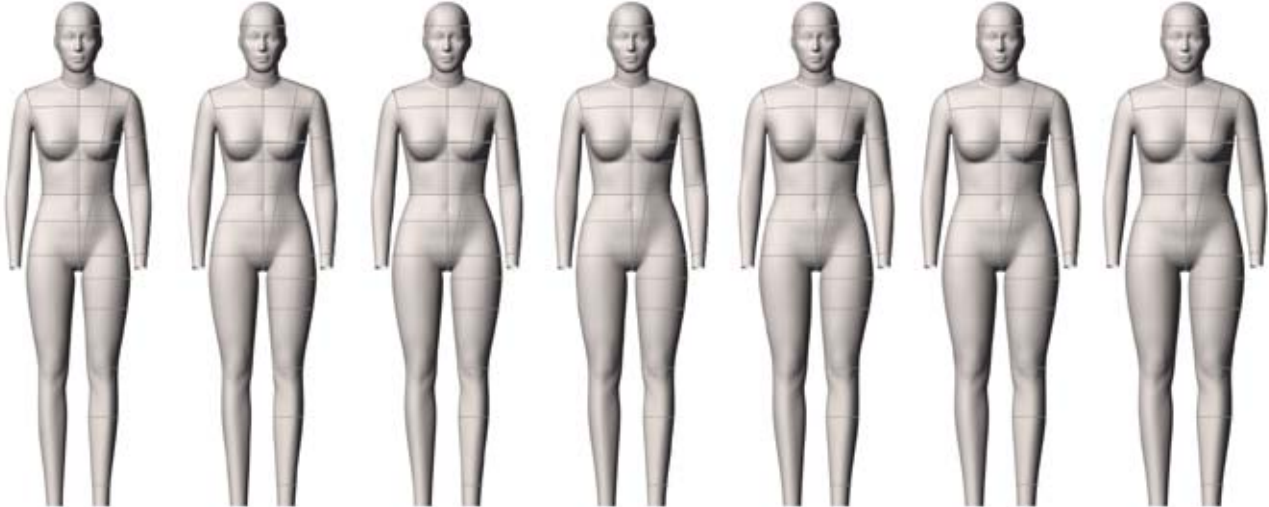
2 4 6 8 10 12 14



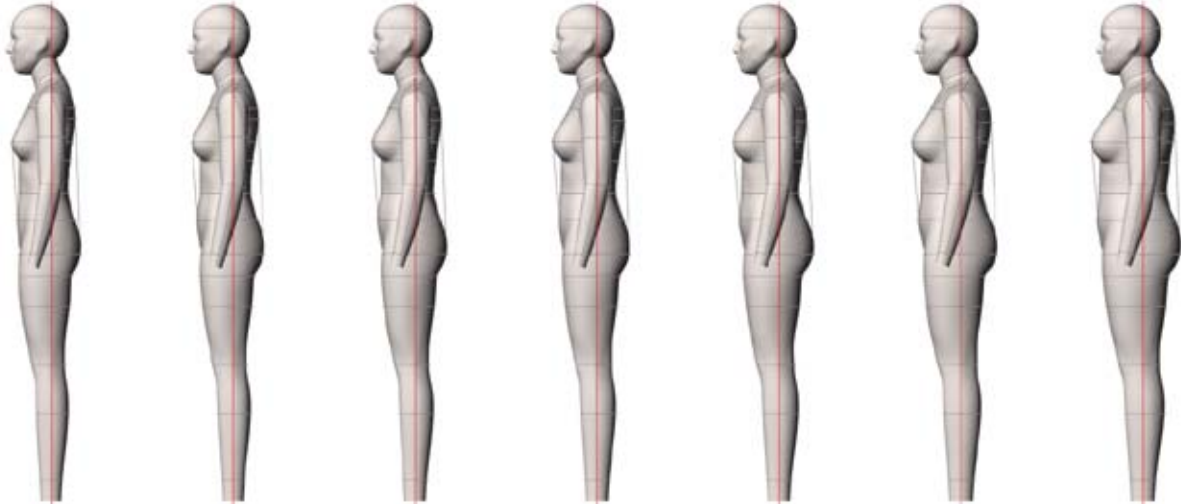
FRONT VIEW

SIDE VIEW

MISSY CURVY SIZES:



2 4 6 8 10 12 14



FRONT VIEW

SIDE VIEW

Size Category	Missy Straight		Missy Straight		Missy Straight		Missy Straight		Missy Straight		Missy Straight		Missy Straight	
Size Range	2		4		6		8		10		12		14	
Neck Base	13 3/4	35	14	35.75	14 1/4	36.25	14 5/8	37	14 7/8	37.75	15 1/8	38.5	15 1/2	39.25
Across Shoulder	14 7/8	37.75	15 1/8	38.5	15 1/4	38.75	15 1/2	39.25	15 5/8	39.75	15 3/4	40	16	40.75
Chest	n/a	n/a	n/a	n/a	n/a	n/a	n/a	n/a	n/a	n/a	n/a	n/a	n/a	n/a
Bust	33	83.75	34 1/8	86.75	35 1/4	89.5	36 1/4	92	37 1/4	94.5	38 3/4	98.5	40 3/8	102.5
HPS to Apex	10	25.5	10 1/8	25.75	10 1/4	26.25	10 3/8	26.5	10 1/2	26.75	10 3/4	27.25	11	28
Waist	26 7/8	68.25	27 5/8	70.25	28 1/2	72.5	29 1/2	75	30 1/2	77.5	32 1/4	82	34	86.25
CF Neck to Waist	14 1/8	35.75	14 1/4	36	14 3/8	36.5	14 1/2	36.75	14 1/2	36.75	14 5/8	37	14 3/4	37.25
CB Neck to Waist	16 1/8	40.75	16 1/8	41	16 1/8	41	16 1/8	41	16 1/8	41	16 1/4	41.25	16 3/8	41.5
High Hip	31 3/8	79.75	32 7/8	83.5	34	86.25	35	89	36	91.5	37 1/2	95.25	39 1/8	99.5
Low Hip	35 1/8	89.25	36 3/8	92.5	37 1/2	95.25	38 1/2	97.75	39 1/2	100.25	41	104	42 1/2	108
Inseam	30 1/2	77.5	30 1/2	77.5	30 1/2	77.5	30 1/2	77.5	30 1/2	77.5	30 1/2	77.5	30 1/2	77.5
Total Rise	24 3/4	62.75	25	63.5	25 1/4	64	25 1/2	64.75	25 7/8	65.75	26 1/4	66.75	26 3/4	68
Thigh	20 7/8	53	21 1/4	54	21 3/4	55.25	22 1/4	56.5	22 3/4	57.75	23 5/8	60	24 1/2	62.25
CB Neck to Wrist	30 3/8	77	30 1/2	77.5	30 5/8	77.75	30 3/4	78	30 3/4	78	30 3/4	78.25	30 7/8	78.5
Bicep	10 1/4	26	10 1/2	26.75	10 3/4	27.25	11 1/8	28.25	11 1/2	29.25	11 3/4	29.75	12 1/8	30.75
Total Height	65 1/2	166.25	65 1/2	166.25	65 1/2	166.25	65 1/2	166.25	65 1/2	166.25	65 1/2	166.25	65 1/2	166.25
Head	21 1/2	54.5	21 1/2	54.5	21 3/4	55.25	21 3/4	55.25	22	56	22	56	22 1/4	56.5

Size Category	Missy Curvy		Missy Curvy		Missy Curvy		Missy Curvy		Missy Curvy		Missy Curvy		Missy Curvy	
Size Range	2		4		6		8		10		12		14	
Neck Base	13 3/4	35	14	35.5	14 1/4	36.25	14 5/8	37	14 7/8	37.75	15 1/8	38.5	15 1/2	39.25
Across Shoulder	14 7/8	37.75	15 1/8	38.5	15 1/4	38.75	15 1/2	39.25	15 5/8	39.75	15 3/4	40	16	40.75
Chest	n/a	n/a	n/a	n/a	n/a	n/a	n/a	n/a	n/a	n/a	n/a	n/a	n/a	n/a
Bust	33	83.75	34 1/8	86.75	35 1/4	89.5	36 1/4	92	37 1/4	94.5	38 3/4	98.5	40 3/8	102.5
HPS to Apex	10	25.5	10 1/8	25.75	10 1/4	26.25	10 3/8	26.5	10 1/2	26.75	10 3/4	27.25	11	28
Waist	25 3/8	64.5	26 1/8	66.5	27	68.5	28	71.25	29	73.75	30 3/4	78.25	32 1/2	82.5
CF Neck to Waist	14 1/8	35.75	14 1/4	36	14 3/8	36.25	14 1/2	36.75	14 1/2	36.75	14 5/8	37	14 3/4	37.25
CB Neck to Waist	16 1/8	40.75	16 1/8	41	16 1/8	41	16 1/8	41	16 1/8	41	16 1/4	41.25	16 3/8	41.5
High Hip	31 1/8	79	32 5/8	82.75	33 3/4	85.75	34 3/4	88.25	35 3/4	90.75	37 1/4	94.75	38 7/8	98.75
Low Hip	35 7/8	91	37 1/8	94.25	38 1/4	97	39 1/4	99.75	40 1/4	102.25	41 3/4	106	43 1/4	109.75
Inseam	30 1/2	77.5	30 1/2	77.5	30 1/2	77.5	30 1/2	77.5	30 1/2	77.5	30 1/2	77.5	30 1/2	77.5
Total Rise	24 3/4	62.75	25	63.5	25 1/4	64	25 1/2	64.75	25 7/8	65.75	26 1/4	66.75	26 3/4	68
Thigh	21 1/4	54	21 5/8	55	22 1/8	56.25	22 5/8	57.5	23 1/8	58.75	24	61	24 7/8	63.25
CB Neck to Wrist	30 3/8	77	30 1/2	77.5	30 5/8	77.75	30 3/4	78	30 3/4	78	30 3/4	78.25	30 7/8	78.5
Bicep	10 1/4	26	10 1/2	26.75	10 3/4	27.25	11 1/8	28.25	11 1/2	29.25	11 3/4	29.75	12 1/8	30.75
Total Height	65 1/2	166.25	65 1/2	166.25	65 1/2	166.25	65 1/2	166.25	65 1/2	166.25	65 1/2	166.25	65 1/2	166.25
Head	21 1/2	54.5	21 1/2	54.5	21 3/4	55.25	21 3/4	55.25	22	56	22	56	22 1/4	56.5