
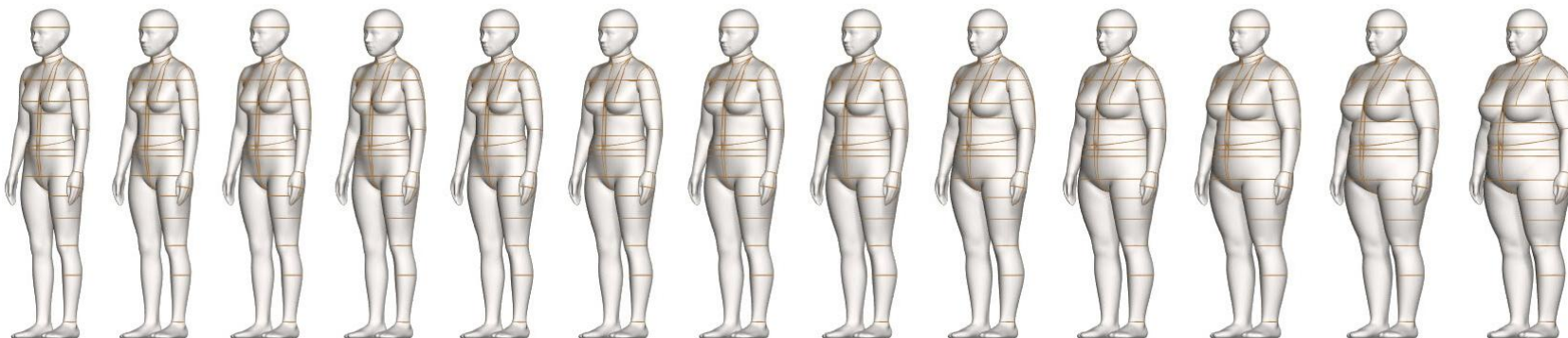


# ALVANON STANDARD NORTH AMERICA | BOLD CURVE PETITE

alva **FORM**

Size Range Bold Curve Petite ( 00P - 22P )  
Bold Curve Petite Plus ( 14WP - 36WP )

[ v23.2 ]



For additional information  
and pricing details, contact:

New York  
Alvanon, Inc.  
212.868.4318  
[us.sales@alvanon.com](mailto:us.sales@alvanon.com)

Hong Kong  
Alvanon HK, Ltd.  
852.2423.6786  
[hk.sales@alvanon.com](mailto:hk.sales@alvanon.com)

London  
Alvanon UK, Ltd.  
44 (0) 207.792.5977  
[uk.sales@alvanon.com](mailto:uk.sales@alvanon.com)

Shanghai  
Alvanon China, Ltd.  
86.021.6237.3739  
[cn.sales@alvanon.com](mailto:cn.sales@alvanon.com)

### STYLE:

- Full Form
- Half Form
- Slack Form

### MAKE:

- Classic Form
- Tailor Form
- Soft Form

- = Classic Make
- = Soft Make

### Introduction to this Series

The Alvanon Standard Series is a collection of regionally-specific sizing standards, developed by Alvanon's expert team of Consultants and Modelers using a combination of proprietary body scan data and global body, demographic, and population studies and data. Physical and Virtual AlvaForms are built using these standards.

The North America Bold Curve Petite Womens Standard reflects the actual posture, proportions, size, and shape of Adult Women customers in the North American market. The Bold Curve Petite and Petite Plus presents a curvier form that aims to provide more inclusive sizing options for previously under-served demographics.

#### AVAILABILITY:

#### ALVANON STANDARD NORTH AMERICA

- ▶ Bold Curve Petite
- ▶ Bold Curve Petite Plus

NA

00P 0P 2P 4P 6P 8P 10P 12P 14P 16P 18P 20P 22P

NA

14WP 16WP 18WP 20WP 22WP 24WP 26WP\* 28WP\* 30WP\* 32WP\* 34WP 36WP

\*26WP - 32WP Sizes are not available as Full Forms in Soft Make.

34WP - 36WP are available as virtual forms only.

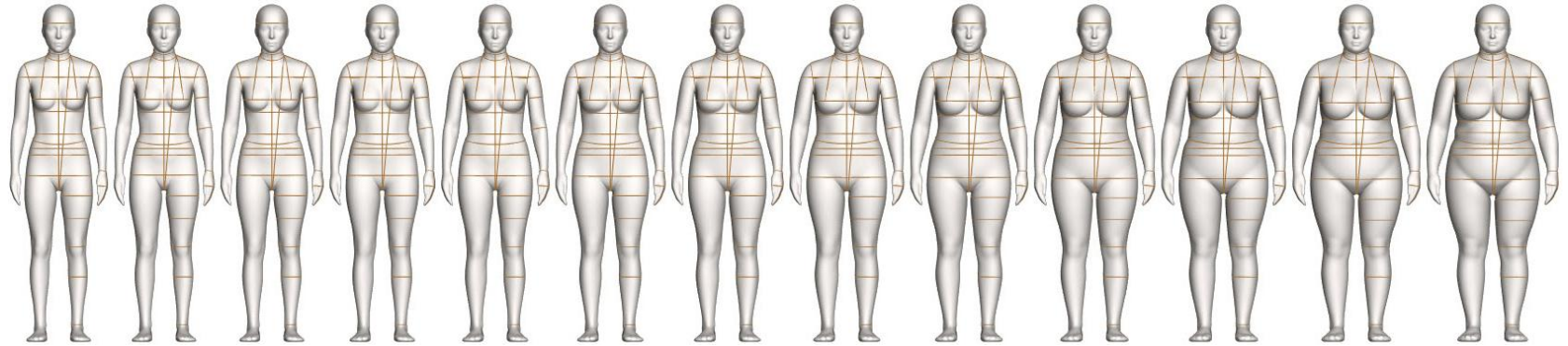
#### FEATURES:

STANDARD FEATURES	FULL	HALF	SLACK	*SPECIAL NOTES
Collapsible Shoulders	•	•		
Collapsible Right Hip	•		•	
Detachable Arms	••	••		
Detachable Shoulder Caps	••	••		
Soft Belly	•		•	
Detachable Left Leg	•		•	
2 Detachable Legs	•		•	
Measurement Lines	••	••	••	
Twist Lock Pole	••		••	
Attached Hands				
Attached Feet				
Detachable Feet				
ACCESSORIES	(REQUIRES ADDITIONAL COST - REFER TO PRICE LIST)			
Standing Pegs	••			*Included with Personalization Package
Body Stocking	••	••	••	*Included with Soft Forms
Detachable Head	••			
Head Stand	••			
Wearable Soft Belly	••	••		*Available in 7M / 9M Only
Form Stand	••	••	••	*Included with purchase

SIZE RANGE LINE-UP

Bold Curve Petite Sizes:

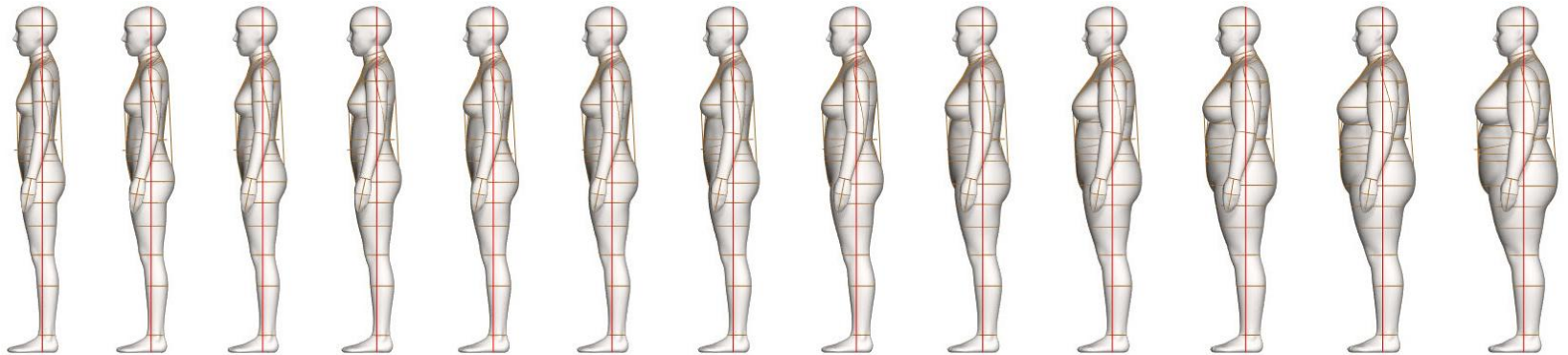
FRONT VIEW



00P 0P 2P 4P 6P 8P 10P 12P 14P 16P 18P 20P 22P



SIDE VIEW



\_ All sizes available as Virtual AlvaForms through Alvanon Body Platform.

\_NA Bold Curve Petite sizes 16P-22P and NA Bold Curve Petite Plus sizes 14WP-20WP are identical bodies.

- Available Off the Rack
- Available Personalized Only

## MEASUREMENT CHART

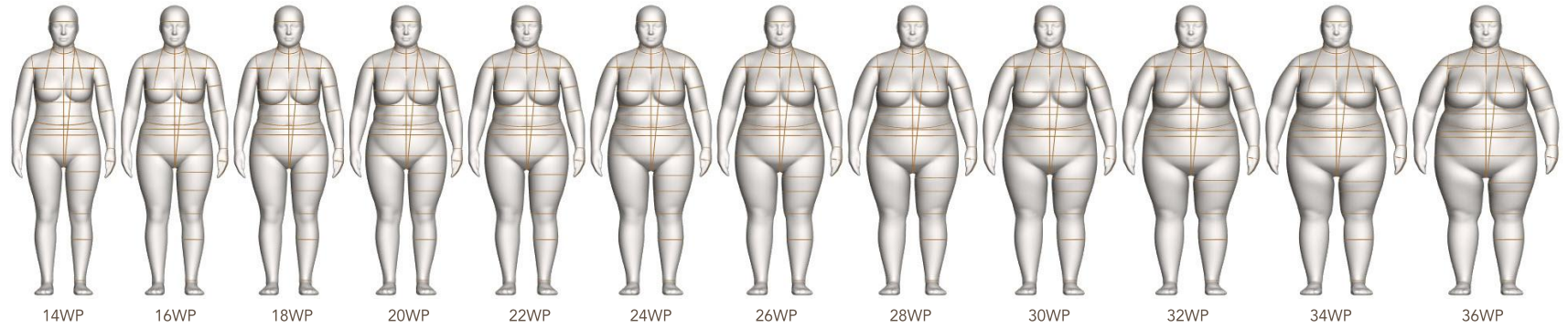
Size Category	Bold Curve Petite																									
	00P		0P		2P		4P		6P		8P		10P		12P		14P		16P		18P		20P		22P	
Neck Base	13 3/4	34.75	13 7/8	35.25	14	35.5	14 1/8	35.75	14 1/4	36.25	14 1/2	37	14 3/4	37.5	15	38	15 1/4	38.75	15 5/8	39.5	16	40.5	16 3/8	41.5	16 3/4	42.5
Across Shoulder	14 7/8	37.75	15	38.25	15 1/8	38.5	15 1/4	38.75	15 3/8	39	15 1/2	39.25	15 5/8	39.75	15 3/4	40	16	40.5	16 1/4	41.25	16 1/2	42	16 3/4	42.5	17	43
Chest / Bust	31 1/2	80	32 1/2	82.75	33 1/2	85	34 1/2	87.75	35 1/2	90.25	36 1/2	92.75	37 1/2	95.25	39	99.25	41	104.25	43	109.25	45	114.25	47	119.25	49	124.5
Waist	23 1/2	59.75	24 1/2	62.25	25 1/2	64.75	26 1/2	67.5	27 1/2	70	28 1/2	72.5	29 1/2	75	31	79	33	83.75	35 1/4	89.5	37 1/2	95.25	39 3/4	101	42	106.75
CF Neck to Waist	13 3/4	35	13 3/4	35	13 7/8	35.25	13 7/8	35.25	13 7/8	35.25	13 7/8	35.5	14	35.5	14 1/8	35.75	14 1/4	36	14 3/8	36.75	14 1/2	36.75	14 1/2	37	14 5/8	37.25
CB Neck to Waist	15 1/2	39.25	15 1/2	39.25	15 1/2	39.25	15 1/2	39.25	15 1/2	39.5	15 1/2	39.5	15 1/2	39.5	15 5/8	39.5	15 5/8	39.5	15 5/8	39.75	15 3/4	40	15 3/4	40	15 3/4	40
Low Hip	37	94	38	96.5	39	99.25	40	101.75	41	104.25	42	106.75	43	109.25	44 1/2	113	46 1/4	117.5	48	122	50	127	52	132	54	137
Inseam	28	71.25	28	71	28	71.25	28	71	28	71	28	71	28	71	27 7/8	70.75	27 3/4	70.5	27 5/8	70	27 1/2	69.75	27 3/8	69.5	27 1/4	69.25
Total Rise	25 5/8	65	25 3/4	65.25	26	66	26 1/4	66.75	26 1/2	67.5	27	68.5	27 1/2	69.75	28 1/4	71.75	29 1/4	74.5	30 3/8	77	31 1/2	80	32 5/8	83	33 3/4	85.5
Thigh	21 1/2	54.75	22 1/8	56.25	22 3/4	57.75	23 3/8	59.25	24	60.75	24 5/8	62.5	25 1/4	64.25	26	66	27	68.5	28	71	29 1/8	73.75	30 1/4	76.75	31 3/8	79.75
CB Neck to Wrist	28 1/2	72.5	28 5/8	72.5	28 3/4	73	28 7/8	73.25	28 7/8	73.5	29	73.75	29 1/8	74	29 3/8	74.75	29 5/8	75.5	30	76	30 1/4	76.75	30 5/8	77.75	31	78.75
Bicep	10 5/8	26.75	10 7/8	27.5	11 1/8	28.25	11 3/8	28.75	11 5/8	29.5	12	30.5	12 1/2	31.75	13 1/8	33.25	13 3/4	34.75	14 3/8	36.5	15	38.25	15 5/8	39.75	16 1/4	41.25
Total Height	62 1/2	158.75	62 1/2	158.75	62 1/2	158.75	62 1/2	158.75	62 1/2	158.75	62 1/2	158.75	62 1/2	158.75	62 1/2	158.75	62 1/2	158.75	62 1/2	158.75	62 1/2	158.75	62 1/2	158.75	62 1/2	158.75
Head Circumference	22 1/8	56.25	22 1/8	56.25	22 1/8	56.25	22 1/4	56.75	22 1/4	56.5	22 1/4	56.75	22 3/8	57	22 3/8	57	22 1/2	57.25	22 5/8	57.5	22 3/4	58	22 7/8	58.25	23	58.5

INCHES
  CENTIMETERS

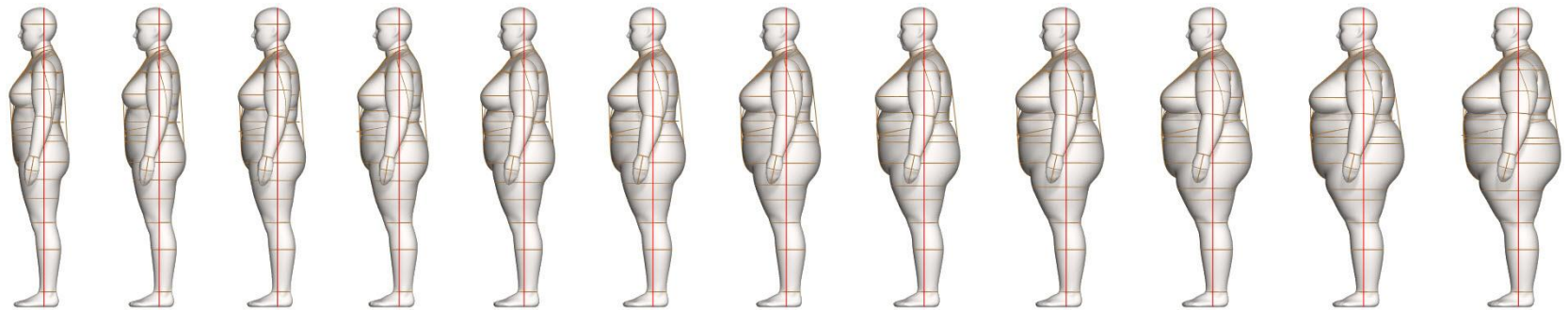
SIZE RANGE LINE-UP

Bold Curve Petite Plus Sizes:

FRONT VIEW



SIDE VIEW



\_ All sizes available as Virtual AlvaForms through Alvanon Body Platform.

\_NA Bold Curve Petite Plus sizes 14WP-20WP and NA Bold Curve Petite sizes 16P-22P are identical bodies.

- Available Off the Rack
- Available Personalized Only

MEASUREMENT CHART

Size Category	Bold Curve Petite Plus																							
Size / Height	14WP		16WP		18WP		20WP		22WP		24WP		26WP		28WP		30WP		32WP		34WP		36WP	
Neck Base	15 5/8	39.5	16	40.5	16 3/8	41.5	16 3/4	42.5	17 1/8	43.5	17 1/2	44.25	17 7/8	45.25	18 1/4	46.5	18 5/8	47.25	19	48.25	19 3/8	49.25	19 3/4	50
Across Shoulder	16 1/4	41.25	16 1/2	42	16 3/4	42.5	17	43	17 1/4	43.75	17 1/2	44.5	17 3/4	45	18	45.75	18 1/4	46.25	18 1/2	47	18 3/4	47.75	19	48.25
Chest / Bust	43	109.25	45	114.25	47	119.25	49	124.5	51	129.5	53	134.5	55	139.75	57	144.75	59	149.75	61	155	63	160.25	65	165.25
Waist	35 1/4	89.5	37 1/2	95.25	39 3/4	101	42	106.75	44	111.75	46	116.75	48	122	50	127	52	132	54	137	56	142	58	147.5
CF Neck to Waist	14 3/8	36.75	14 1/2	36.75	14 1/2	37	14 5/8	37.25	14 3/4	37.5	14 7/8	38	15	38.25	15 1/8	38.5	15 1/4	38.75	15 3/8	39.25	15 1/2	39.5	15 3/4	40
CB Neck to Waist	15 5/8	39.75	15 3/4	40	15 3/4	40	15 3/4	40	15 3/4	40.25	15 3/4	40	15 3/4	40.25	15 7/8	40.25	15 7/8	40.25	15 7/8	40.25	15 7/8	40.25	15 7/8	40.5
Low Hip	48	122	50	127	52	132	54	137	56	142.25	58	147.5	60	152.5	62	157.5	64	162.75	66	167.75	68	172.75	70	177.75
Inseam	27 5/8	70	27 1/2	69.75	27 3/8	69.5	27 1/4	69.25	27	68.75	26 3/4	68	26 1/2	67.5	26 1/4	66.75	26	66	25 3/4	65.5	25 1/2	64.75	25 1/4	64.25
Total Rise	30 3/8	77	31 1/2	80	32 5/8	83	33 3/4	85.5	34 3/4	88.25	35 7/8	91.25	37	94	38 1/8	96.75	39 1/4	99.75	40 1/4	102.25	41 3/8	105.25	42 5/8	108.25
Thigh	28	71	29 1/8	73.75	30 1/4	76.75	31 3/8	79.75	32 1/2	82.5	33 5/8	85.25	34 3/4	88.25	35 7/8	91	37	94	38 1/8	96.75	39 1/4	99.75	40 3/8	102.5
CB Neck to Wrist	30	76	30 1/4	76.75	30 5/8	77.75	31	78.75	31 1/8	79	31 1/4	79.5	31 1/2	80	31 5/8	80.25	31 7/8	81	32	81.25	32 1/4	81.75	32 1/2	82.5
Bicep	14 3/8	36.5	15	38.25	15 5/8	39.75	16 1/4	41.25	16 3/4	42.75	17 3/8	44.25	18	45.5	18 5/8	47.25	19 1/4	49	19 7/8	50.5	20 1/2	52	21 1/8	53.5
Total Height	62 1/2	158.75	62 1/2	158.75	62 1/2	158.75	62 1/2	158.75	62 1/2	158.75	62 1/2	158.75	62 1/2	158.75	62 1/2	158.75	62 1/2	158.75	62 1/2	158.75	62 1/2	158.75	62 1/2	158.75
Head Circumference	22 5/8	57.5	22 3/4	58	22 7/8	58.25	23	58.5	23 1/8	58.75	23 1/4	59	23 3/8	59.5	23 1/2	59.75	23 3/4	60.5	23 7/8	60.75	24	61	24 1/4	61.75

INCHES
  CENTIMETERS