

THE WOMEN
BODY PROFILE ●



AlvaForm Measurement Manual

alva FORM

alvanon 

Table of Contents.

Neck Base	3
Mid Neck	3
Across Shoulder (<i>Curvilinear</i>)	4
Shoulder Drop	4
Across Front	5
CFneck To Across Front	5
Across Back	6
CBneck To Across Back	6
Bust	7
Under Bust	7
Apex To Apex	8
Halter	8
HPS To Apex	9
Waist	9
CFneck to Waist	10
CBneck To Waist	10
High Hip	11
Waist to High Hip	11
Low Hip	12
Waist to Low Hip	12
Inseam	13
Total Rise	13
Thigh	14
Knee	14
Calf	15
Ankle	15
Armhole	16
CBneck To Wrist (<i>Back Elbow</i>)	16
Arm Length (<i>Back Elbow</i>)	17
Bicep	17
Elbow	18
Wrist	18
Vertical Trunk (<i>HPS</i>)	19
Arm Extension	19
Head Circumference	20
Cervical To Head	20
Hand Length	21
Hand Width	21
Foot Length	22
Foot Width	22



Neck Base

On the base neck position follow the seam line to measure the contour.



Mark the front and back mid-neck points using the **Center front/Back Neck to Mid Neck measurements**. Then, measure the Neck circumference across the two aforementioned points.

Mid Neck



Across Shoulder *(Curvilinear)*

Mark the Across Shoulder center point using the Center Back neck to Across shoulder measurement.

Distance from the left shoulder point to the right shoulder point across the aforementioned center points.



Vertical measurement between the High Point Shoulder (HPS) and the Shoulder Key Point.

Position a ruler horizontally at the HPS level and measure the vertical distance with the Shoulder Point.



Mark the Across Front center point using the **Center Front Neck to Across Front** measurement.

Distance from left pitch point to right pitch point across the aforementioned center point.



Curvilinear Vertical measurement taken from the Center Front Neck Point down to the Across Front Center Point.

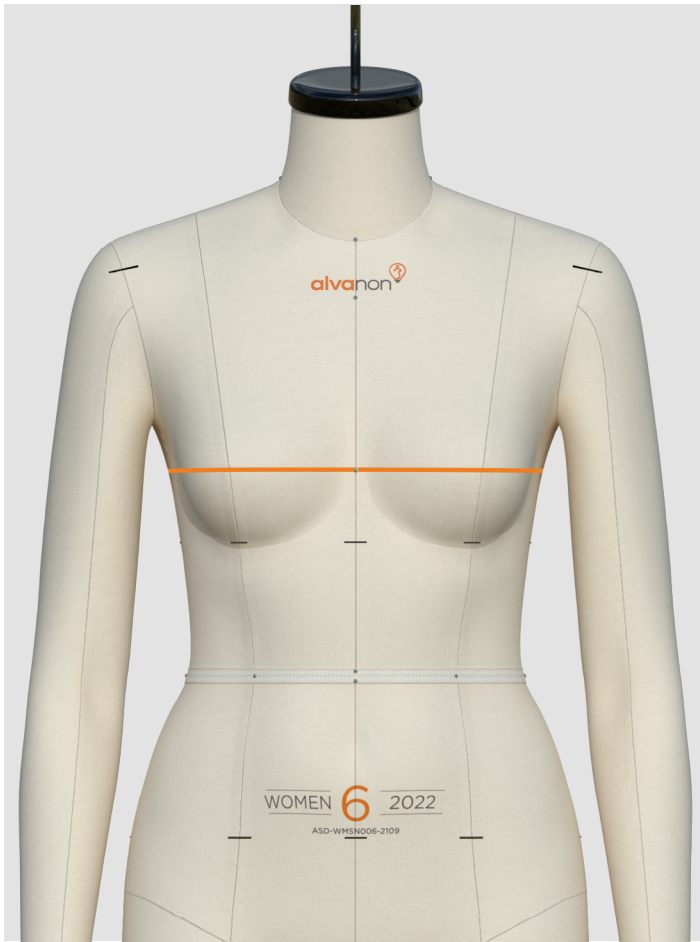


Mark the Across Back center point using the **Center Back neck to Across Back** measurement.

Distance from left pitch point to right pitch point across the aforementioned center point.



Curvilinear Vertical measurement taken from the Center Back Neck Point down to the **Across Back** Center Point.



Bust

Horizontal circumference around the fullest part of the bust, across the apexes. Landmarks indicate the position of this measurement.

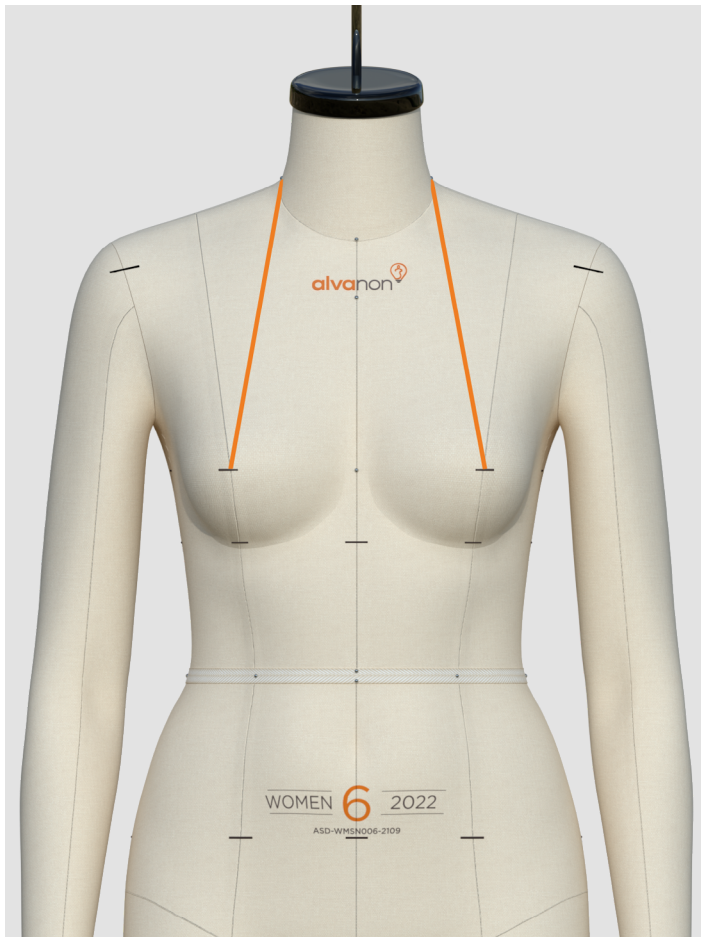
Under Bust

Horizontal circumference around the underbust. Landmarks indicate the position of this measurement.



Apex To Apex

Horizontal distance between the Alvaform two **Apexes**; intersection between the Princess's seam line and the Bust Girth Line.



Halter

Starting from the Left/Right **Apex**, across the Left/Right **HPS**, continuing around the neck across the **Center back Neck Point**, the Right/Left **HPS** and down the Right/Left **Apex**.



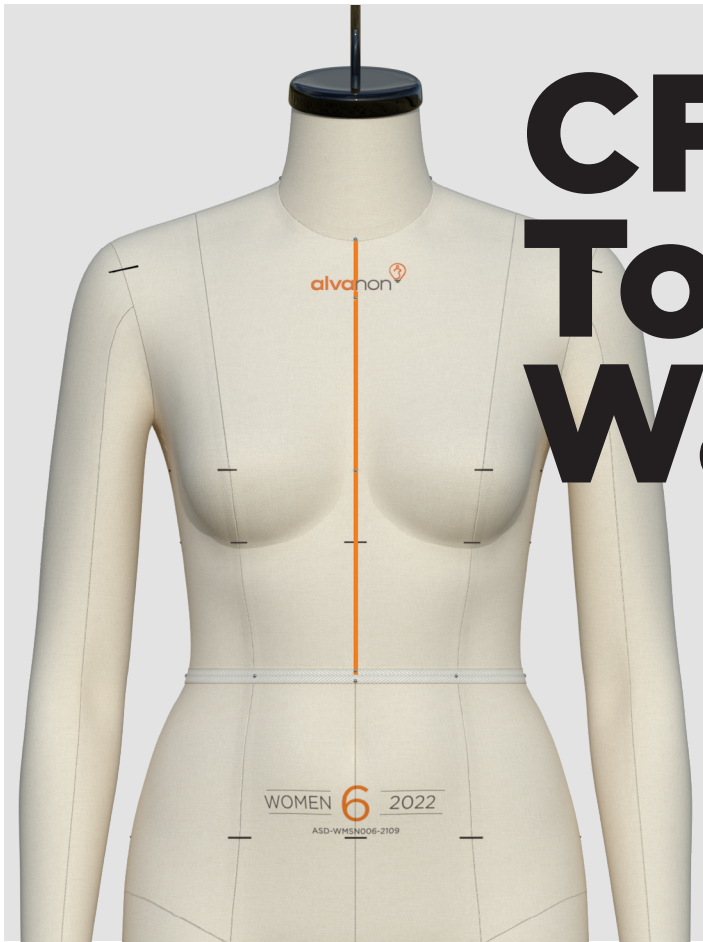
HPS To Apex

Curvilinear measurement taken from Left/Right **HPS Point** down to the Left/Right **Apex Point**.



Waist

Horizontal circumference around the narrowest part of the torso viewing the body from the Front. A twill tape marks the waist girth.

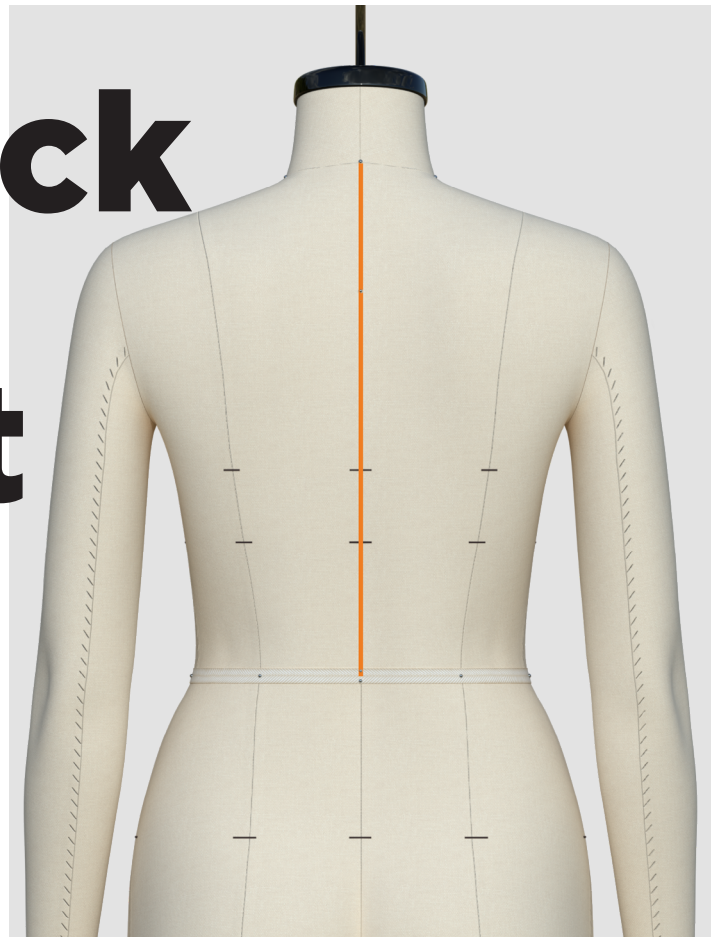


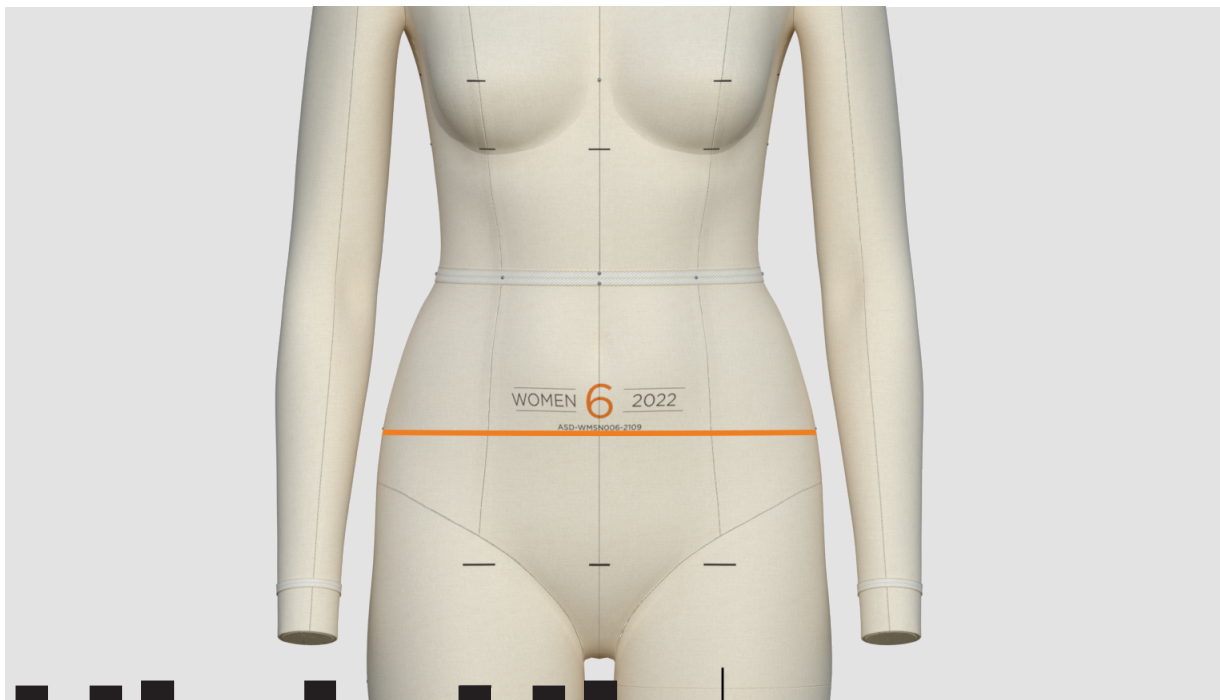
CFneck To Waist

Curvilinear Vertical measurement taken from the **Center Front Neck Point** down to the **Waist Height center Point**.

CBneck To Waist

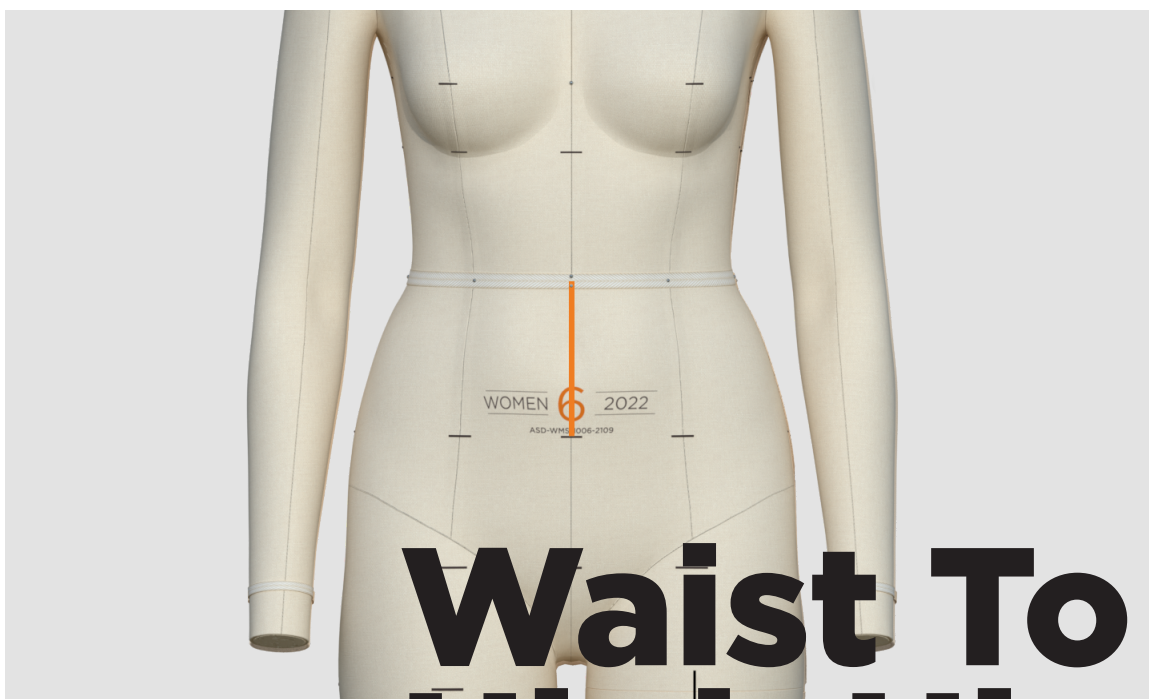
Curvilinear Vertical measurement taken from the **Center Back neck Point** down to the **Waist height Center Point**.





High Hip

Horizontal circumference around the woman's **High Hip**.
Landmarks indicate the position of this measurement.



Waist To High Hip

Curvilinear Vertical measurement taken from **Center Front Waist Point** down to the **High Hip Center Point**.



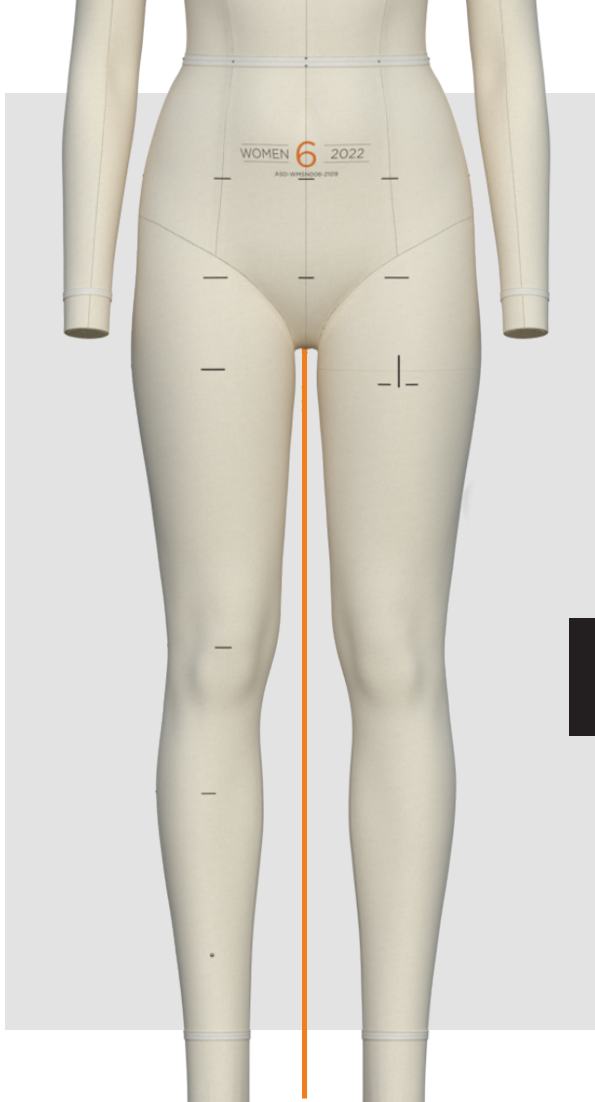
Low Hip

Horizontal circumference around the widest part of the **Hip** area. Landmarks indicate the position of this measurement.



Waist To Low Hip

Curvilinear Vertical measurement taken from **Center Front Waist Point** down to the **Low Hip Center Point**.



Inseam

Vertical distance between the Crotch Height and the bottom of the Alvaform.



Total Rise

Curvilinear measurement around the crotch. Starting from the Center Front point of the Waist Girth Line, across the Crotch point and ending at the Center Back Point of the Waist Girth line.



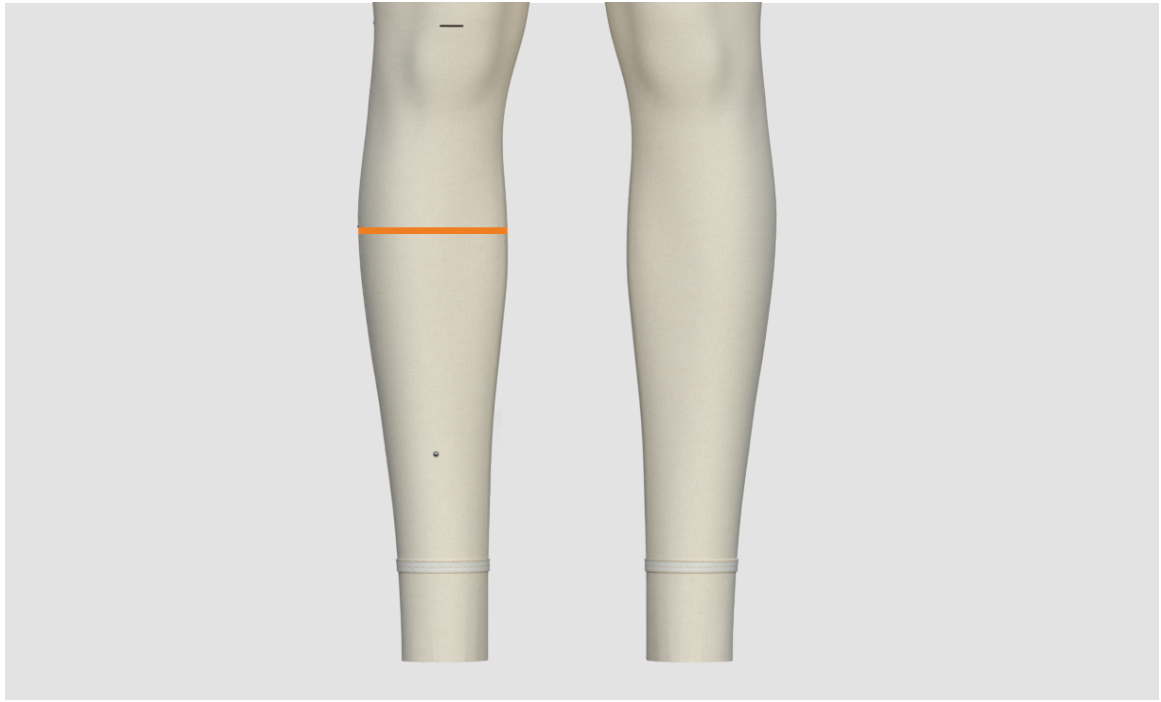
Thigh

Horizontal circumference around the Thigh at the level of the printed marks.



Horizontal circumference around the Knee at the level of the printed marks.

Knee



Horizontal circumference at the fullest part of the Calf positioned by the printed marks.

Calf



Ankle

Horizontal circumference across the Ankle positioned by a twill tape.

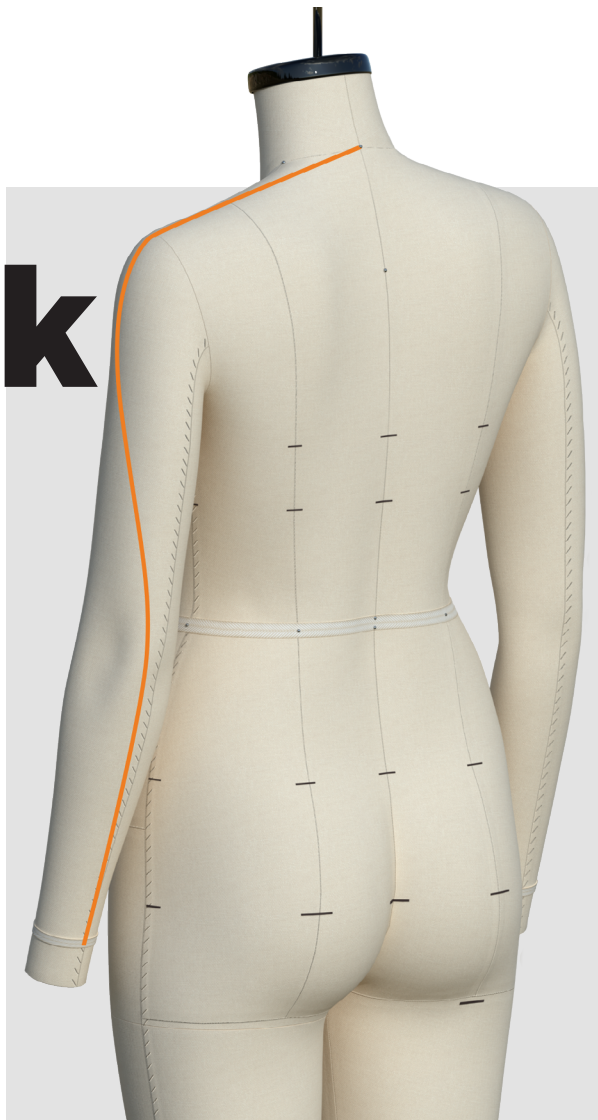


Remove the arm from the body and measure the circumference of the plane describing the **Armhole** as it is shown in the picture.

CBneck To Wrist

(Back Elbow)

Curvilinear measurement starting from the **Center Back Neck Point** to the **Shoulder Key Point**. Continuing across the **Back Elbow point** defined at the center of the Bone protrusion and ending at the **Back Point of the Wrist**.



Arm Length


(Back Elbow)

Curvilinear measurement starting from the **Shoulder Key Point** to the **Back Elbow Point** defined at the center of the Bone protrusion and ending at the **Back Point of the Wrist**.



Bicep

The **Bicep Inner Point** is normally 1 inch below the armhole bottom. Then perpendicular to the upper arm, we measure the circumference around the **Bicep** starting and ending at the aforementioned point.

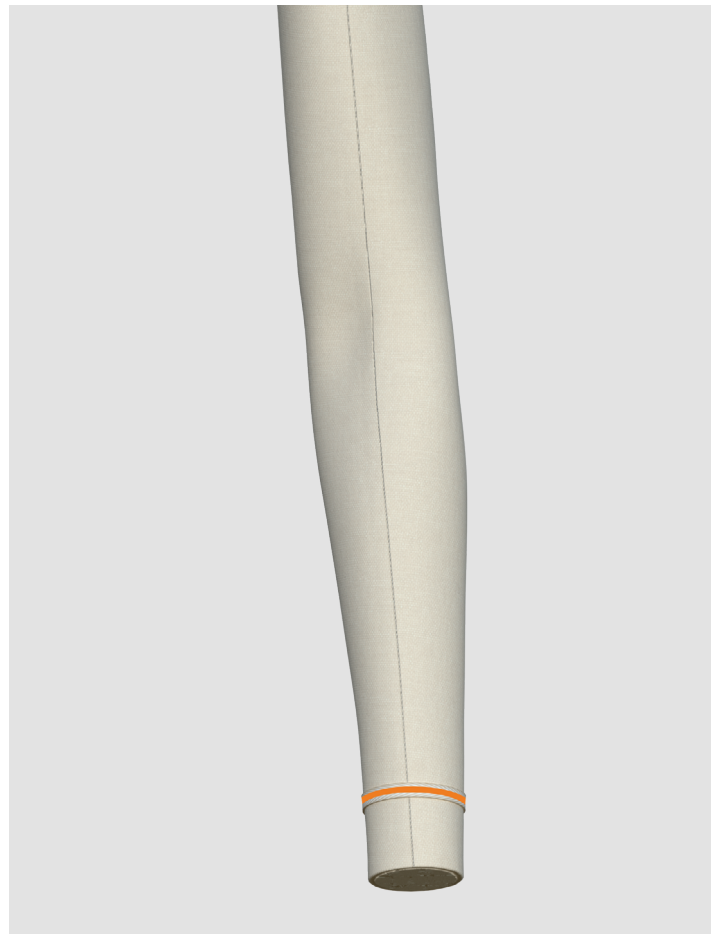


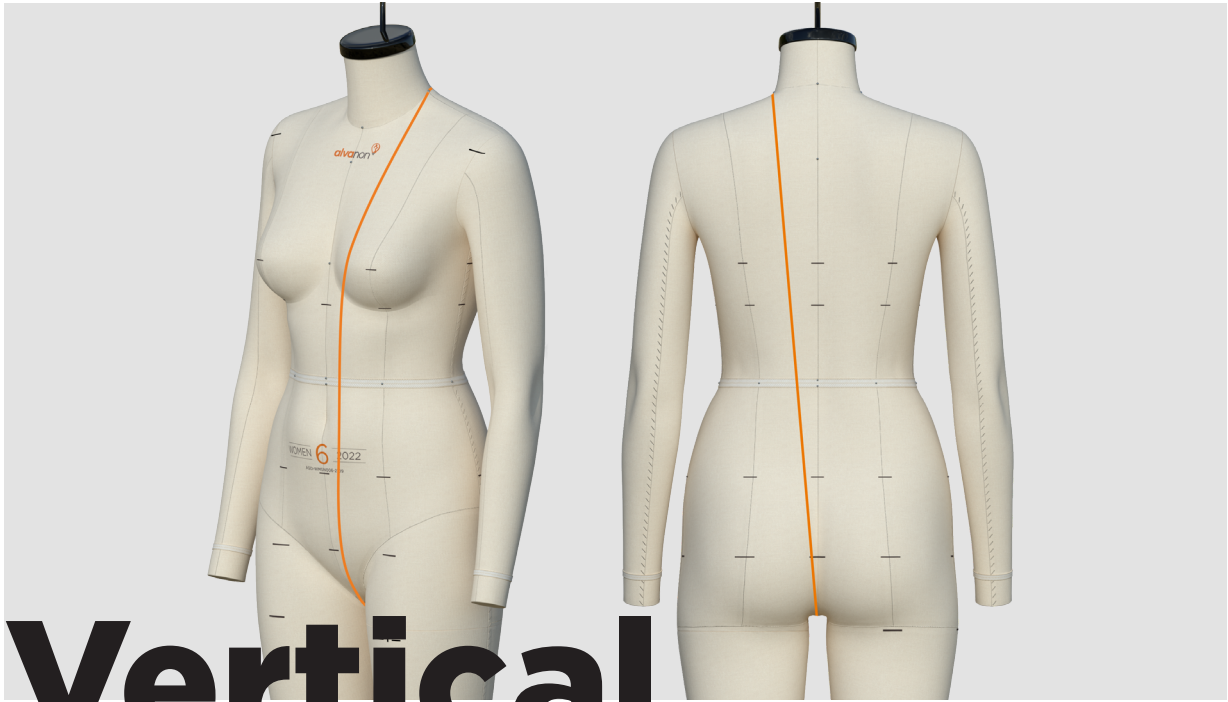
Elbow

Natural 5 to 10 degree angle between the lower and upper arm is applied on Alvaform. **Elbow Girth** position can be defined by the center of the **Elbow Bone** protrusion.

Wrist

Depends on the Alvaform. A twill tape is normally placed at the **Wrist Girth** position. If there is no twill tape placed, find the **Wrist** by measuring the **CBneck to Wrist** or **Arm Length**.






Vertical Trunk (HPS)

Measure the vertical circumference beginning at the HPS, between the legs, continuing back up the same HPS.




Arm Extension

Distance from the Wrist Girth down to the end of the arm.



Head Circumference

The circumference around the widest part of the head. Landmarks indicate the position of this measurement.



Cervical To Head

The vertical distance taken from the **Center Back neck** level to the top of the head.



Hand Length

The distance taken from the wrist down to the tip of middle finger. (measured along the outside of hand)




Hand Width

The distance between the greatest protrusion point of the thumb and pinky fingers' metacarpophalangeal joints. (measured along the outside of hand)



Foot Length

The distance between the heel bone and the tiptoe.



Foot Width

The straight distance between the greatest protrusion point of the big and little toes' metacarpophalangeal joints.