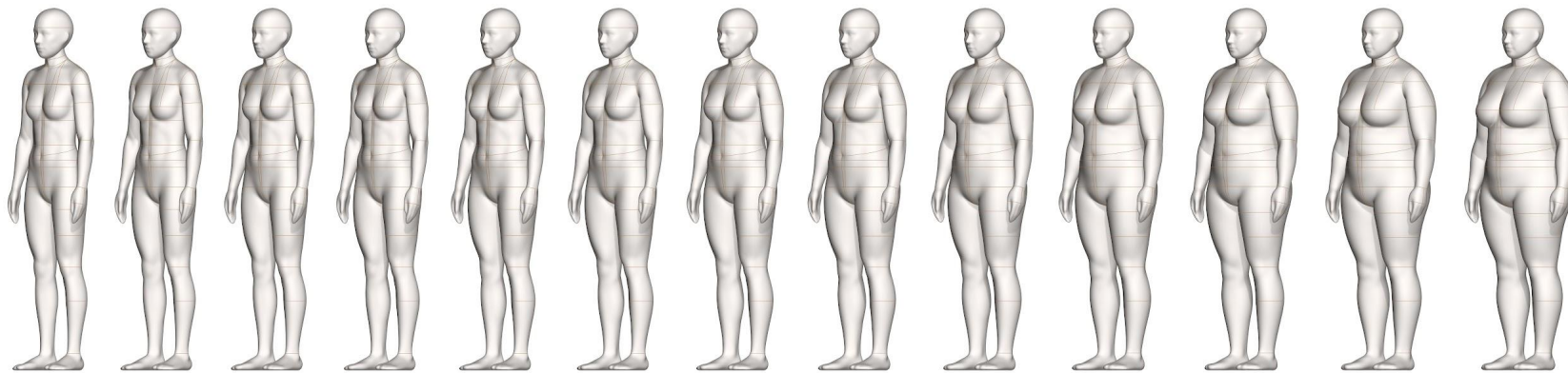


ALVANON STANDARD NORTH AMERICA | ATHLETIC WOMEN

Size Range Athletic (00 - 22)

alvaFORM

[v23.0]



For additional information
and pricing details, contact:

New York
Alvanon, Inc.
212.868.4318
us.sales@alvanon.com

Hong Kong
Alvanon HK, Ltd.
852.2423.6786
hk.sales@alvanon.com

London
Alvanon UK, Ltd.
44 (0) 207.792.5977
uk.sales@alvanon.com

STYLE:

- Full Form
- Half Form
- Slack Form

MAKE:

- Classic Form
- Tailor Form
- Soft Form

- = Classic Make
- = Soft Make

Introduction to this Series

The Alvanon Standard Series is a collection of regionally-specific sizing standards, developed by Alvanon's expert team of Consultants and Modelers using a combination of proprietary body scan data and global body, demographic, and population studies and data. Physical and Virtual AlvaForms are built using these standards.

The North America Womens Standard reflects the actual posture, proportions, size, and shape of Adult Women customers in the North American market. The Athletic size range represents a more sculpted form and sizing standard geared towards athletic apparel brands.

AVAILABILITY:

ALVANON STANDARD NORTH AMERICA

▶ Athletic Women

NA

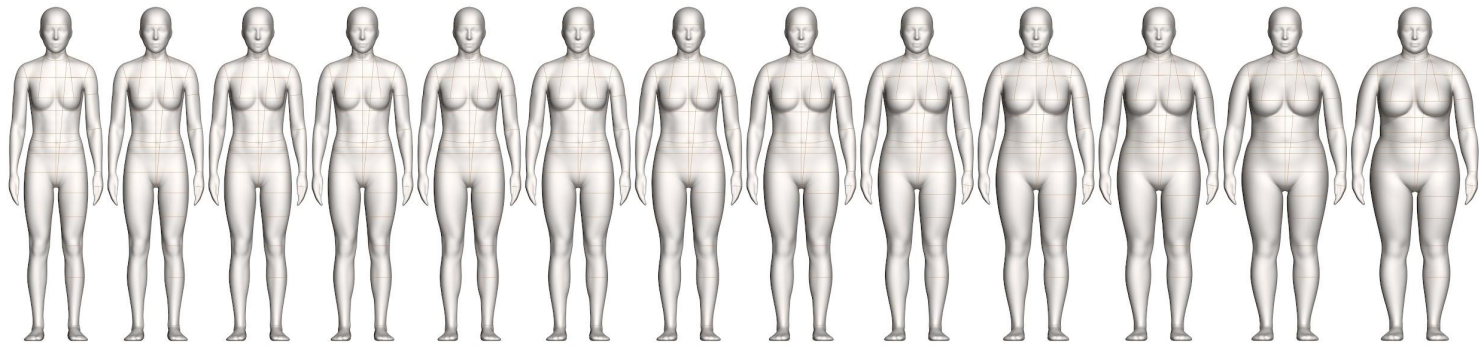
| 00 0 2 4 6 8 10 12 14 16 18 20 22

FEATURES:

STANDARD FEATURES	FULL	HALF	SLACK	*SPECIAL NOTES
Collapsible Shoulders	•	•		
Collapsible Right Hip	•		•	
Detachable Arms	• •	• •		
Detachable Shoulder Caps	• •	• •		
Soft Belly	•		•	
Detachable Left Leg	•		•	
2 Detachable Legs	•		•	
Measurement Lines	• •	• •	• •	
Twist Lock Pole	• •		• •	
Attached Hands				
Attached Feet				
Detachable Feet				
ACCESSORIES				(REQUIRES ADDITIONAL COST - REFER TO PRICE LIST)
Standing Pegs	• •			*Included with Personalization Package
Body Stocking	• •	• •	• •	*Included with Soft Forms
Detachable Head	• •			
Head Stand	• •			
Wearable Soft Belly	• •	• •		*Available in 7M / 9M Only
Form Stand	• •	• •	• •	*Included with purchase

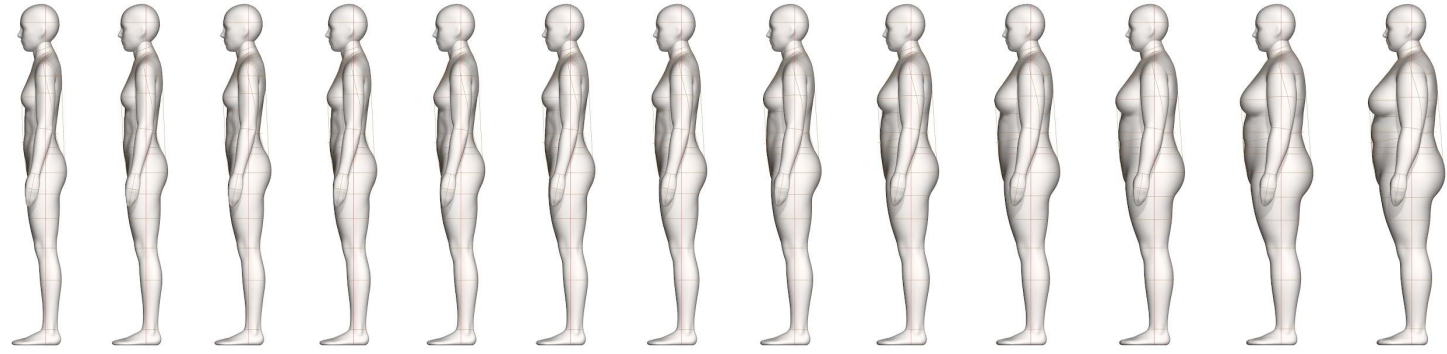
Women Athletic Sizes:

FRONT VIEW



00 0 2 4 6 8 10 12 14 16 18 20 22

SIDE VIEW



_ All sizes available as Virtual AlvaForms through Alvanon Body Platform

- Available Off the Rack
- Available Personalized Only

MEASUREMENT CHART

Size Category	Athletic Women																													
	00	0	2	4	6	8	10	12	14	16	18	20	22																	
Neck Base	13 7/8	35.25	14	35.5	14 1/8	36	14 1/4	36.25	14 3/8	36.5	14 5/8	37	14 7/8	37.75	15 1/8	38.25	15 3/8	39	15 3/4	40	16 1/8	41	16 1/2	42	16 3/4	42.75	17	43.25	17 1/4	44
Across Shoulder	15 1/8	38.25	15 1/4	38.75	15 3/8	39	15 1/2	39.5	15 5/8	39.75	15 3/4	40	15 7/8	40.25	16	40.5	16 1/4	41.5	16 1/2	42	16 3/4	42.75	17	43.25	17 1/4	44				
Chest / Bust	31 1/2	80	32 1/2	82.5	33 1/2	85	34 1/2	87.75	35 1/2	90.25	36 1/2	92.75	37 1/2	95.25	39	99	41	104	43	109.25	45	114.25	47	119.25	49	124.5				
Waist	24 1/2	62.25	25 1/2	64.75	26 1/2	67.25	27 1/2	70	28 1/2	72.5	29 1/2	75	30 1/2	77.5	32	81.25	34	86.5	36	91.5	38	96.5	40	101.5	42	106.75				
CF Neck to Waist	14 1/2	37	14 1/2	37	14 5/8	37	14 5/8	37	14 5/8	37.25	14 5/8	37.25	14 3/4	37.25	14 3/4	37.5	14 7/8	37.75	15	38	15 1/8	38.5	15 1/4	38.75	15 3/8	39.25				
CB Neck to Waist	16 1/4	41.25	16 1/4	41.25	16 1/4	41.25	16 1/4	41.25	16 1/4	41.25	16 1/4	41.25	16 1/4	41.5	16 3/8	41.5	16 3/8	41.5	16 3/8	41.5	16 3/8	41.75	16 1/2	42	16 1/2	42				
Low Hip	34	86.25	35	88.75	36	91.25	37	94	38	96.5	39	99	40	101.5	41 1/2	105.5	43 1/4	110	45	114.25	47	119.25	49	124.5	51	129.5				
Inseam	30 1/4	76.75	30 1/4	76.75	30 1/4	76.75	30 1/4	76.75	30 1/4	76.75	30 1/4	76.75	30 1/4	76.75	30 1/8	76.5	30	76.25	29 7/8	76	29 3/4	75.5	29 5/8	75.25	29 1/2	75				
Total Rise	25 7/8	65.75	26 1/8	66.25	26 1/4	66.75	26 3/8	67.25	26 5/8	67.5	27	68.75	27 3/8	69.5	28 1/4	71.5	29 1/8	73.75	30	76	30 7/8	78.5	31 7/8	81	32 3/4	83.25				
Thigh	20	50.75	20 5/8	52.25	21 1/4	54	21 7/8	55.5	22 1/2	57	23	58.5	23 1/2	59.75	24 1/4	61.75	25 1/4	64.25	26 1/4	66.75	27 3/8	69.5	28 1/2	72.5	29 5/8	75.25				
CB Neck to Wrist	30 1/8	76.5	30 1/4	76.75	30 3/8	77	30 1/2	77.5	30 5/8	77.75	30 3/4	78	30 7/8	78.25	31	78.5	31 1/4	79.25	31 1/2	80	31 3/4	80.75	32 1/8	81.5	32 1/2	82.5				
Bicep	10 5/8	27	10 7/8	27.75	11 1/8	28.25	11 3/8	29	11 5/8	29.5	12	30.5	12 3/8	31.25	12 7/8	32.5	13 1/2	34.25	14 1/8	36	14 3/4	37.5	15 1/2	39.5	16 1/4	41.25				
Total Height	66	167.75	66	167.75	66	167.75	66	167.75	66	167.75	66	167.75	66	167.75	66	167.75	66	167.75	66	167.75	66	167.75	66	167.75	66	167.75				
Head Circumference	22 1/8	56.25	22 1/8	56.25	22 1/8	56.25	22 1/4	56.5	22 1/4	56.5	22 1/4	56.5	22 3/8	56.75	22 1/2	57.25	22 5/8	57.5	22 3/4	57.75	22 7/8	58	23	58.5	23 1/8	59				

INCHES CENTIMETERS