

## ALVAFORM SOFT SERIES CARE MANUAL

### FOR SOFTFORMS

The soft AlvaForm is made from soft memory foam and proper care is required to keep the AlvaForm in good condition.


#### Step 1

The Soft AlvaForm is covered with a layer of cotton weave and has the possibility of snagging. Please use the form with care and make sure not to force garments on and off the form.




#### Step 2

Please keep the Soft AlvaForm in a dry and cool environment. Avoid placing the form outdoors or under the sun for long periods as this may cause the memory foam to deform.




#### Step 3

If any water or other liquid is spilt on the AlvaForm, use a dry cloth to wipe the affected area immediately and leave it to dry. Please do not use any washing detergent or bleach on the form.



#### Step 4

If the interlining is starting to come off from the foam, apply a damp cloth on the affected area. Then use an iron to dry and flatten the fabric till the creases disappear (the temperature of the iron is recommended to be set at 'COTTON' use).



#### Step 5

Do not lean the form against the wall or lay the form on the ground for long periods. This may cause shape of the memory foam to deform.



## WRINKLE ON THE MOTION ARM AND HOW TO FIX IT

### Step 1

After a long period of use, wrinkles may begin to appear on the motion arm.



### Step 2

To fix the problem of the wrinkle, brush some water at the elbow.



### Step 3

Iron the wet area until it is dry. The temperature of the iron is recommended to be set at 'COTTON' use.



### Step 4

The fabric of the motion arm will become smooth after ironing.

