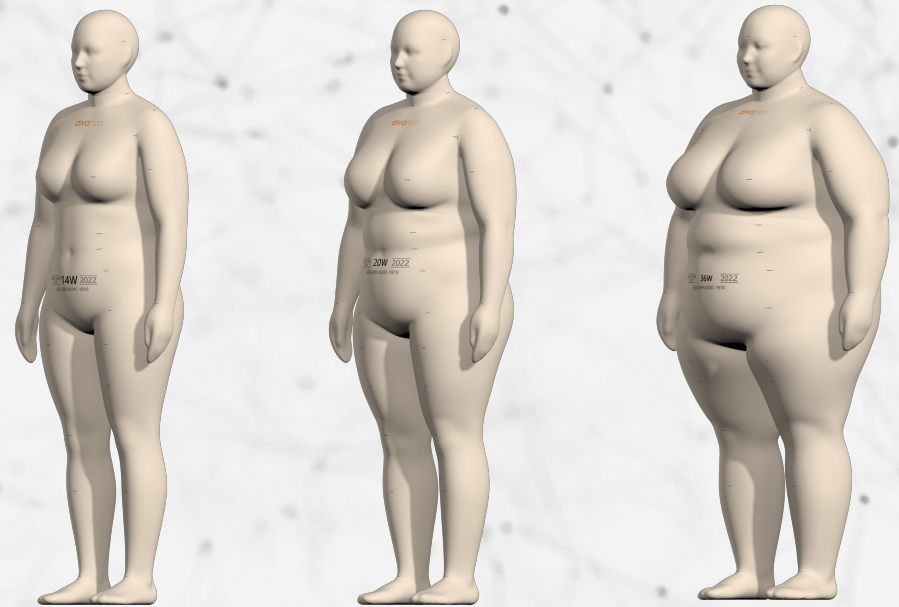


# Alvanon Standard

## North America

## Bold Curve Plus

SIZE RANGE  
**14 - 36**  
[v24.7.29]



©2006-2024 Alvanon, Inc. All Rights Reserved. Reproductions or Distributions are STRICTLY PROHIBITED without express, written permission from Alvanon, Inc. Please direct all rights & permissions issues to support@alvanon.com

**alva** FORM

**New York**  
Alvanon, Inc  
212.868.4318  
us.sales@alvanon.com

**Hong Kong**  
Alvanon HK, Ltd  
852.2423.6786  
hk.sales@alvanon.com

**London**  
Alvanon UK, Ltd  
44 (0) 207.792.5977  
uk.sales@alvanon.com









**Shanghai**  
Alvanon China, Ltd  
86.021.6237.3739  
cn.sales@alvanon.com

**Shenzhen**  
Alvanon China, Ltd  
86.0755.8670.2486  
cn.sales@alvanon.com







**alvanon**   
www.alvanon.com

# Alvanon Standard North America Bold Curve Plus [cm]

	PERSONALIZE ONLY	OFF THE RACK	OFF THE RACK	OFF THE RACK	OFF THE RACK	OFF THE RACK	PERSONALIZE ONLY	PERSONALIZE ONLY
	ASD-WPLN14C-1910	ASD-WPLN16C-1910	ASD-WPLN18C-1910	ASD-WPLN20C-1910	ASD-WPLN22C-1910	ASD-WPLN24C-1910	ASD-WPLN26C-1910	ASD-WPLN28C-1910
	VIRTUAL FORM	VIRTUAL FORM	VIRTUAL FORM	VIRTUAL FORM	VIRTUAL FORM	VIRTUAL FORM	VIRTUAL FORM	VIRTUAL FORM
	CLASSIC FORM	CLASSIC FORM	CLASSIC FORM	CLASSIC FORM	CLASSIC FORM	CLASSIC FORM	CLASSIC FORM	CLASSIC FORM
	FULL HALF SLACKS	FULL HALF SLACKS	FULL HALF SLACKS	FULL HALF SLACKS	FULL HALF SLACKS	FULL HALF SLACKS	FULL HALF SLACKS	FULL HALF SLACKS
	SOFT FORM	SOFT FORM	SOFT FORM	SOFT FORM	SOFT FORM	SOFT FORM	SOFT FORM	SOFT FORM
	FULL HALF SLACKS	FULL HALF SLACKS	FULL HALF SLACKS	FULL HALF SLACKS	FULL HALF SLACKS	FULL HALF SLACKS	HALF SLACKS	HALF SLACKS
								
<b>Tamaño</b>	<b>14</b>	<b>16</b>	<b>18</b>	<b>20</b>	<b>22</b>	<b>24</b>	<b>26</b>	<b>28</b>
base del cuello	39.75	40.75	41.75	42.5	43.5	44.5	45.5	46.5
Sobre el hombro	41.25	41.75	42.5	43.0	43.75	44.5	45.0	45.5
Caída del hombro	4.75	4.5	4.5	4.5	4.5	4.5	4.5	4.5
al frente	36.0	37.25	38.5	39.5	40.0	40.75	41.5	42.0
Cuello CF hasta el frente	9.0	9.25	9.5	9.75	10.0	9.75	9.75	9.75
a través de la espalda	38.25	39.0	39.75	40.75	41.5	42.0	42.5	43.25
Cuello CB a través de la espalda	13.5	13.75	14.0	14.25	14.25	14.25	14.0	14.25
Busto	109.25	114.25	119.25	124.5	129.5	134.5	139.75	144.75
Debajo del busto	90.75	95.0	99.5	104.25	108.75	113.5	118.25	123.0
vértice a vértice	22.25	23.25	24.0	25.0	26.0	27.0	28.0	29.0
Cabestro	79.25	82.0	84.75	87.25	89.25	91.25	93.25	95.5
HPS a ápice	30.5	31.5	32.75	33.75	34.5	35.5	36.0	37.0
Cintura	89.5	95.25	101.0	106.75	111.75	117.0	122.0	127.0
CF cuello a la cintura	38.25	38.5	38.75	39.0	39.5	39.75	40.0	40.25
CB cuello a la cintura	41.5	41.75	41.75	42.0	42.0	42.0	42.0	42.0
Cadera alta	111.0	116.5	121.75	127.25	133.0	139.0	144.5	150.25
Cintura a cadera alta	10.5	10.5	10.75	10.75	11.0	11.25	11.5	11.75
cadera baja	122.0	127.0	132.0	137.0	142.25	147.25	152.5	157.5
cintura a cadera baja	21.75	22.0	22.5	22.75	23.0	23.0	23.0	23.25
Entrepierna	76.0	75.5	75.25	75.0	74.25	73.75	73.0	72.5
Aumento total	78.5	81.5	84.5	87.25	90.0	92.75	95.5	98.25
Hermético	71.25	74.0	76.75	79.5	82.5	85.5	88.25	91.25
Rodilla	41.5	43.0	44.5	46.0	47.5	49.25	50.75	52.25
Becerro	41.75	43.25	44.75	46.25	47.75	49.25	50.5	52.0
Tobillo	26.25	26.75	27.5	28.0	28.5	29.25	29.75	30.5
Sisa	44.5	46.25	47.5	49.0	50.25	51.75	53.0	54.5
CB cuello a la muñeca	79.75	80.75	81.75	82.5	83.0	83.25	83.75	84.25
Largo del brazo	59.75	60.5	61.0	61.75	61.75	61.75	61.75	62.0
bíceps	36.5	38.0	39.75	41.25	42.75	44.25	45.5	47.25
Codo	29.25	30.0	31.0	32.0	33.0	34.0	35.0	36.0
Muñeca	17.25	17.75	18.0	18.25	18.75	19.25	19.75	20.5
Tronco vertical	171.25	174.75	178.5	182.25	185.75	189.0	192.5	196.25
Altura total	167.75	167.75	167.75	167.75	167.75	167.75	167.75	167.75
Circunferencia de la cabeza	57.5	57.75	58.25	58.5	58.75	59.25	59.5	59.75











# Alvanon Standard North America Bold Curve Plus [cm]

	PERSONALIZE ONLY	PERSONALIZE ONLY	VIRTUAL ONLY	VIRTUAL ONLY
	ASD-WPLN30C-1910	ASD-WPLN32C-1910	ASD-WPLN34C-1910	ASD-WPLN36C-1910
	<b>VIRTUAL FORM</b> <b>CLASSIC FORM</b> <b>FULL</b> <b>HALF</b> <b>SLACKS</b> <b>SOFT FORM</b> <b>HALF</b> <b>SLACKS</b>	<b>VIRTUAL FORM</b> <b>CLASSIC FORM</b> <b>FULL</b> <b>HALF</b> <b>SLACKS</b> <b>SOFT FORM</b> <b>HALF</b> <b>SLACKS</b>	<b>VIRTUAL FORM</b>	<b>VIRTUAL FORM</b>
				
Tamaño	<b>30</b>	<b>32</b>	<b>34</b>	<b>36</b>
base del cuello	47.5	48.5	49.25	50.25
Sobre el hombro	46.25	46.75	47.5	48.25
Caída del hombro	4.25	4.25	4.5	4.5
al frente	42.75	43.5	44.5	45.25
Cuello CF hasta el frente	9.75	10.0	10.0	9.75
a través de la espalda	44.0	44.75	45.75	46.5
Cuello CB a través de la espalda	14.25	14.25	14.25	14.0
Busto	149.75	155.0	160.25	165.25
Debajo del busto	127.75	132.5	137.0	142.0
vértice a vértice	29.75	31.0	31.75	32.75
Cabestro	97.5	99.5	101.75	104.0
HPS a ápice	37.5	38.5	39.25	40.25
Cintura	132.25	137.25	142.25	147.25
CF cuello a la cintura	40.5	41.0	41.5	41.75
CB cuello a la cintura	42.25	42.25	42.25	42.5
Cadera alta	156.0	161.75	167.5	173.25
Cintura a cadera alta	12.0	12.25	12.5	13.0
cadera baja	162.75	167.75	172.75	177.75
cintura a cadera baja	23.25	23.25	23.5	23.5
Entrepierna	71.75	71.0	70.5	69.75
Aumento total	101.25	104.0	106.75	109.75
Hermético	94.0	97.0	99.75	102.5
Rodilla	54.0	55.5	57.0	58.75
Becerro	53.5	54.75	56.25	58.0
Tobillo	31.0	31.75	32.25	33.0
Sisa	56.25	57.75	59.25	61.0
CB cuello a la muñeca	84.75	85.25	85.75	86.25
Largo del brazo	62.25	62.5	62.75	63.0
bíceps	49.0	50.5	52.0	53.5
Codo	37.0	37.75	38.75	39.75
Muñeca	21.0	21.75	22.25	23.0
Tronco vertical	199.75	203.5	207.25	211.25
Altura total	167.75	167.75	167.75	167.75
Circunferencia de la cabeza	60.25	60.75	61.0	61.5







# Alvanon Standard North America Bold Curve Plus [in]

	PERSONALIZE ONLY	OFF THE RACK	OFF THE RACK	OFF THE RACK	OFF THE RACK	OFF THE RACK	PERSONALIZE ONLY	PERSONALIZE ONLY
	ASD-WPLN14C-1910	ASD-WPLN16C-1910	ASD-WPLN18C-1910	ASD-WPLN20C-1910	ASD-WPLN22C-1910	ASD-WPLN24C-1910	ASD-WPLN26C-1910	ASD-WPLN28C-1910
	VIRTUAL FORM	VIRTUAL FORM	VIRTUAL FORM	VIRTUAL FORM	VIRTUAL FORM	VIRTUAL FORM	VIRTUAL FORM	VIRTUAL FORM
	CLASSIC FORM	CLASSIC FORM	CLASSIC FORM	CLASSIC FORM	CLASSIC FORM	CLASSIC FORM	CLASSIC FORM	CLASSIC FORM
	FULL HALF SLACKS	FULL HALF SLACKS	FULL HALF SLACKS	FULL HALF SLACKS	FULL HALF SLACKS	FULL HALF SLACKS	FULL HALF SLACKS	FULL HALF SLACKS
	SOFT FORM	SOFT FORM	SOFT FORM	SOFT FORM	SOFT FORM	SOFT FORM	SOFT FORM	SOFT FORM
	FULL HALF SLACKS	FULL HALF SLACKS	FULL HALF SLACKS	FULL HALF SLACKS	FULL HALF SLACKS	FULL HALF SLACKS	HALF SLACKS	HALF SLACKS
								
Tamaño	14	16	18	20	22	24	26	28
base del cuello	15 5/8	16	16 3/8	16 3/4	17 1/8	17 1/2	17 7/8	18 1/4
Sobre el hombro	16 1/4	16 1/2	16 3/4	17	17 1/4	17 1/2	17 3/4	18
Caída del hombro al frente	1 7/8	1 3/4	1 3/4	1 3/4	1 3/4	1 3/4	1 3/4	1 3/4
Cuello CF hasta el frente a través de la espalda	14 1/8	14 5/8	15 1/8	15 1/2	15 3/4	16	16 1/4	16 1/2
Cuello CB a través de la espalda	3 5/8	3 5/8	3 3/4	3 7/8	3 7/8	3 7/8	3 7/8	3 7/8
Busto	15	15 1/4	15 5/8	16	16 1/4	16 1/2	16 3/4	17
Debajo del busto	5 1/4	5 3/8	5 1/2	5 5/8	5 1/2	5 5/8	5 1/2	5 5/8
vértice a vértice	43	45	47	49	51	53	55	57
Cabestro	35 3/4	37 1/2	39 1/4	41	42 3/4	44 5/8	46 1/2	48 3/8
HPS a ápice	8 3/4	9 1/8	9 1/2	9 7/8	10 1/4	10 5/8	11	11 3/8
Cintura	31 1/4	32 1/4	33 3/8	34 3/8	35 1/8	36	36 3/4	37 5/8
CF cuello a la cintura	12	12 3/8	12 7/8	13 1/4	13 1/2	13 7/8	14 1/4	14 1/2
CB cuello a la cintura	35 1/4	37 1/2	39 3/4	42	44	46	48	50
Cadera alta	15 1/8	15 1/8	15 1/4	15 3/8	15 1/2	15 5/8	15 3/4	15 7/8
Cintura a cadera alta	16 3/8	16 3/8	16 1/2	16 1/2	16 1/2	16 1/2	16 1/2	16 5/8
cadera baja	43 3/4	45 7/8	48	50 1/8	52 3/8	54 5/8	56 7/8	59 1/8
cintura a cadera baja	4 1/8	4 1/8	4 1/4	4 1/4	4 3/8	4 1/2	4 1/2	4 5/8
Entrepierna	48	50	52	54	56	58	60	62
Aumento total	8 5/8	8 3/4	8 7/8	9	9	9	9 1/8	9 1/8
Hermético	29 7/8	29 3/4	29 5/8	29 1/2	29 1/4	29	28 3/4	28 1/2
Rodilla	31	32 1/8	33 1/4	34 3/8	35 3/8	36 1/2	37 5/8	38 3/4
Becerro	28	29 1/8	30 1/4	31 3/8	32 1/2	33 5/8	34 3/4	35 7/8
Tobillo	16 3/8	16 7/8	17 1/2	18 1/8	18 3/4	19 3/8	20	20 5/8
Sisa	16 1/2	17	17 5/8	18 1/4	18 3/4	19 3/8	19 7/8	20 1/2
CB cuello a la muñeca	10 1/4	10 1/2	10 3/4	11	11 1/4	11 1/2	11 3/4	12
Largo del brazo	17 1/2	18 1/8	18 3/4	19 1/4	19 3/4	20 3/8	20 7/8	21 1/2
bíceps	31 1/2	31 3/4	32 1/8	32 1/2	32 5/8	32 3/4	33	33 1/8
Codo	23 1/2	23 3/4	24	24 1/4	24 1/4	24 3/8	24 3/8	24 3/8
Muñeca	14 3/8	15	15 5/8	16 1/4	16 3/4	17 3/8	18	18 5/8
Tronco vertical	11 1/2	11 7/8	12 1/4	12 5/8	13	13 3/8	13 3/4	14 1/8
Altura total	6 7/8	7	7 1/8	7 1/4	7 3/8	7 1/2	7 3/4	8
Circunferencia de la cabeza	67 3/8	68 3/4	70 1/4	71 3/4	73 1/8	74 1/2	75 7/8	77 1/4
	66	66	66	66	66	66	66	66
	22 5/8	22 3/4	22 7/8	23	23 1/8	23 3/8	23 3/8	23 1/2











# Alvanon Standard North America Bold Curve Plus [in]

	PERSONALIZE ONLY	PERSONALIZE ONLY	VIRTUAL ONLY	VIRTUAL ONLY
	ASD-WPLN30C-1910	ASD-WPLN32C-1910	ASD-WPLN34C-1910	ASD-WPLN36C-1910
	<b>VIRTUAL FORM</b> <b>CLASSIC FORM</b> <b>FULL</b> <b>HALF</b> <b>SLACKS</b> <b>SOFT FORM</b> <b>HALF</b> <b>SLACKS</b>	<b>VIRTUAL FORM</b> <b>CLASSIC FORM</b> <b>FULL</b> <b>HALF</b> <b>SLACKS</b> <b>SOFT FORM</b> <b>HALF</b> <b>SLACKS</b>	<b>VIRTUAL FORM</b>	<b>VIRTUAL FORM</b>
				
	<b>30</b>	<b>32</b>	<b>34</b>	<b>36</b>
Tamaño				
base del cuello	18 5/8	19	19 3/8	19 3/4
Sobre el hombro	18 1/4	18 1/2	18 3/4	19
Caída del hombro	1 3/4	1 3/4	1 3/4	1 3/4
al frente	16 3/4	17 1/8	17 1/2	17 3/4
Cuello CF hasta el frente	3 7/8	3 7/8	4	3 7/8
a través de la espalda	17 1/4	17 5/8	18	18 3/8
Cuello CB a través de la espalda	5 5/8	5 5/8	5 5/8	5 1/2
Busto	59	61	63	65
Debajo del busto	50 1/4	52 1/8	54	55 7/8
vértice a vértice	11 3/4	12 1/8	12 1/2	12 7/8
Cabestro	38 3/8	39 1/4	40 1/8	41
HPS a ápice	14 7/8	15 1/8	15 1/2	15 7/8
Cintura	52	54	56	58
CF cuello a la cintura	16	16 1/8	16 1/4	16 3/8
CB cuello a la cintura	16 5/8	16 5/8	16 5/8	16 5/8
Cadera alta	61 3/8	63 5/8	65 7/8	68 1/8
Cintura a cadera alta	4 3/4	4 7/8	5	5 1/8
cadera baja	64	66	68	70
cintura a cadera baja	9 1/8	9 1/8	9 1/4	9 1/4
Entrepierna	28 1/4	28	27 3/4	27 1/2
Aumento total	39 7/8	40 7/8	42	43 1/4
Hermético	37	38 1/8	39 1/4	40 3/8
Rodilla	21 1/4	21 7/8	22 1/2	23 1/8
Becerro	21	21 5/8	22 1/8	22 3/4
Tobillo	12 1/4	12 1/2	12 3/4	13
Sisa	22 1/8	22 3/4	23 3/8	24
CB cuello a la muñeca	33 3/8	33 1/2	33 3/4	34
Largo del brazo	24 1/2	24 5/8	24 5/8	24 3/4
bíceps	19 1/4	19 7/8	20 1/2	21 1/8
Codo	14 1/2	14 7/8	15 1/4	15 5/8
Muñeca	8 1/4	8 1/2	8 3/4	9
Tronco vertical	78 5/8	80 1/8	81 5/8	83 1/8
Altura total	66	66	66	66
Circunferencia de la cabeza	23 3/4	23 7/8	24	24 1/4



# Alvanon Standard North America Bold Curve Plus

	PERSONALIZE ONLY	OFF THE RACK	OFF THE RACK	OFF THE RACK	OFF THE RACK	OFF THE RACK	PERSONALIZE ONLY	PERSONALIZE ONLY
	ASD-WPLN14C-1910 VIRTUAL FORM CLASSIC FORM FULL HALF SLACKS SOFT FORM FULL HALF SLACKS	ASD-WPLN16C-1910 VIRTUAL FORM CLASSIC FORM FULL HALF SLACKS SOFT FORM FULL HALF SLACKS	ASD-WPLN18C-1910 VIRTUAL FORM CLASSIC FORM FULL HALF SLACKS SOFT FORM FULL HALF SLACKS	ASD-WPLN20C-1910 VIRTUAL FORM CLASSIC FORM FULL HALF SLACKS SOFT FORM FULL HALF SLACKS	ASD-WPLN22C-1910 VIRTUAL FORM CLASSIC FORM FULL HALF SLACKS SOFT FORM FULL HALF SLACKS	ASD-WPLN24C-1910 VIRTUAL FORM CLASSIC FORM FULL HALF SLACKS SOFT FORM FULL HALF SLACKS	ASD-WPLN26C-1910 VIRTUAL FORM CLASSIC FORM FULL HALF SLACKS SOFT FORM HALF SLACKS	ASD-WPLN28C-1910 VIRTUAL FORM CLASSIC FORM FULL HALF SLACKS SOFT FORM HALF SLACKS
								
	14	16	18	20	22	24	26	28
	CLASSIC FORM SOFT FORM F H S F H S	CLASSIC FORM SOFT FORM F H S F H S	CLASSIC FORM SOFT FORM F H S F H S	CLASSIC FORM SOFT FORM F H S F H S	CLASSIC FORM SOFT FORM F H S F H S	CLASSIC FORM SOFT FORM F H S F H S	CLASSIC FORM SOFT FORM F H S H S	CLASSIC FORM SOFT FORM F H S H S
Collapsible Shoulders	■ ■	■ ■	■ ■	■ ■	■ ■	■ ■	■ ■	■ ■
Collapsible Right Hip	■ ■	■ ■	■ ■	■ ■	■ ■	■ ■	■ ■	■ ■
Detachable Arms	■ ■ ■ ■	■ ■ ■ ■	■ ■ ■ ■	■ ■ ■ ■	■ ■ ■ ■	■ ■ ■ ■	■ ■ ■ ■	■ ■ ■ ■
Detachable Shoulder Caps	■ ■ ■ ■	■ ■ ■ ■	■ ■ ■ ■	■ ■ ■ ■	■ ■ ■ ■	■ ■ ■ ■	■ ■ ■ ■	■ ■ ■ ■
Soft Belly	■ ■	■ ■	■ ■	■ ■	■ ■	■ ■	■ ■	■ ■
Detachable Left Leg	■ ■	■ ■	■ ■	■ ■	■ ■	■ ■	■ ■	■ ■
2 Detachable Legs	■ ■	■ ■	■ ■	■ ■	■ ■	■ ■	■ ■	■ ■
Twist Lock Pole	■ ■ ■ ■	■ ■ ■ ■	■ ■ ■ ■	■ ■ ■ ■	■ ■ ■ ■	■ ■ ■ ■	■ ■ ■ ■	■ ■ ■ ■
Standing Pegs	■ ■	■ ■	■ ■	■ ■	■ ■	■ ■	■ ■	■ ■
Form Stand	■ ■ ■ ■	■ ■ ■ ■	■ ■ ■ ■	■ ■ ■ ■	■ ■ ■ ■	■ ■ ■ ■	■ ■ ■ ■	■ ■ ■ ■

## Standard Features



# Alvanon Standard North America Bold Curve Plus

	PERSONALIZE ONLY	PERSONALIZE ONLY	VIRTUAL ONLY	VIRTUAL ONLY
	ASD-WPLN30C-1910 VIRTUAL FORM CLASSIC FORM FULL HALF SLACKS SOFT FORM HALF SLACKS	ASD-WPLN32C-1910 VIRTUAL FORM CLASSIC FORM FULL HALF SLACKS SOFT FORM HALF SLACKS	ASD-WPLN34C-1910 VIRTUAL FORM	ASD-WPLN36C-1910 VIRTUAL FORM
	30	32	34	36
	CLASSIC FORM SOFT FORM F H S H S	CLASSIC FORM SOFT FORM F H S H S		
Collapsible Shoulders	■ ■	■ ■		
Collapsible Right Hip	■ ■	■ ■		
Detachable Arms	■ ■ ■	■ ■ ■		
Detachable Shoulder Caps	■ ■ ■	■ ■ ■		
Soft Belly	■ ■	■ ■		
Detachable Left Leg	■ ■	■ ■		
2 Detachable Legs			■	■
Twist Lock Pole	■ ■ ■	■ ■ ■		
Standing Pegs	■	■		
Form Stand	■ ■ ■ ■ ■	■ ■ ■ ■ ■		

## Standard Features

alva FORM

New York  
Alvanon, Inc  
212.868.4318  
us.sales@alvanon.com

Hong Kong  
Alvanon HK, Ltd  
852.2423.6786  
hk.sales@alvanon.com

London  
Alvanon UK, Ltd  
44 (0) 207.792.5977  
uk.sales@alvanon.com

Shanghai  
Alvanon China, Ltd  
86.021.6237.3739  
cn.sales@alvanon.com

Shenzhen  
Alvanon China, Ltd  
86.0755.8670.2486  
cn.sales@alvanon.com



alvanon

www.alvanon.com

# FEATURES & ACCESSORIES

Some features and accessories are only available for an additional cost as part of custom AlvaForm developments.



## Collapsible Shoulders

Collapsible, pressure-sensitive shoulders that allow slim-waisted tops or dresses to slip over the shoulders more easily. This feature is available only in Classic/Tailor Makes.



## Collapsible Right Hip

A collapsible, pressure-sensitive plate installed into the right hip to allow slim-waisted bottoms to slip over hips more easily. This feature is available only in Classic/Tailor Makes.



## Detachable Arms or Shoulder Caps

Featuring simple notch-attachment sockets that allow for easy attachment to body and arm rotation. Shoulder caps are available when full arms are not needed. Available in all three Makes.



## Soft Belly

A soft memory foam belly that provides ample give for snug fittings. This feature is available in all three makes except for half body forms and infant forms under 12 months.



## Detachable Left Leg

A simple, turn-lock detachable leg that allows for better viewing of the crotch angle and easier access to work on the inseam. Single, detachable legs is a feature exclusive to Classic/Tailor Makes. Soft Forms have 2 Detachable Legs.



## Standing Peg Holes

Built-in holes at the bottom of AlvaForm legs. Compatible with standing peg base. Available in all forms except Infant forms with bent legs.



## Measurement Lines

Key body measurement lines printed on the form that mark the exact points of measure. Available in all three Makes.



## Twist-Lock / Fixed Hanging Pole

A pole that allows for hanging from a stand. The Twist-Lock pole comes standard on forms with heads, intimate/swim forms, and slack forms. The Fixed pole comes standard on all forms that do not have heads.



## Detachable Feet

Simple notch-attachments allow the removal of feet to more easily pull garments on and off. This feature is exclusive to Children's and Junior forms but is available as a Custom option.



## Table Top Stand

A Table Top Stand with poles compatible with Peg Holes in AlvaForms. This is only available for infant forms from Premie (Pr) to 4T. This accessory makes fitting tops easier.



## Bust Point Definition

Defines the pectoral area for working on detailed intimates. Available as a custom feature only.



## Standing Pegs

Peg poles compatible with only full form AlvaForm Peg Holes for standing. Standing Pegs are preferable over hanging poles for fitting tops and dressing.



## Detachable Calves, Knees, Waist

Detachable sections provide additional support for height adjustments. Available as Custom features only.



## Detachable Head

A magnetic, detachable head that is used for headwear, hoodies, children's wear and other garments that fit over the head.



## Universal Head Stand

A universal magnetic head stand built for AlvaForm heads of all sizes. Used for headwear fittings.



## Detachable Rise

This unique magnetic detachable feature allows pattern makers to view and work on the rise of garments without obstruction.



## Rotating Stand Base

A sturdy form stand with locking wheels. The AlvaForm is connected via the adjustable standing peg mechanism and the wide base ensures that the form will not tip over. Compatible with most regular and large size Alvaforms, please inquire for details.



## Detachable Full Torso Maternity Bellies

Available only as a Custom feature for 3/7/9months.



## Soft Wearable Maternity Belly

Available in 7 & 9 months.



## Soft Motion Arms

Soft, bendable arms that help demonstrate potential creasing on garments. Available as Custom features only.



## Body Stocking

A smooth body cover that is placed over the AlvaForm to reduce wear when trying on garments. This accessory comes standard with Soft Make AlvaForms.



## Head, Hands, & Feet

These features come standard with all children's forms.

